



# ONDO STATE GOVERNMENT

2024 CITIZENS' BUDGET

*“BUDGET OF ECONOMIC  
RESILIENCE”*

ONDO STATE BUDGET OFFICE

Published: 30/04/2024



**Table of Contents**

Budget Policy Overview..... 2

Section 1 Overview of Budget Framework..... 3

Section 2 Where will the money come from? ..... 5

Section 3 What will the money be spent on? ..... 7

Section 4 Who will be spending the Money?..... 8

Section 5 What are the major Investments being made by the State? ..... 14

Section 6 Which Citizens Nominated Projects have been included in the Budget? ..... 16

Section 7 How is the State responding to the Gender, Equity and Social Inclusion needs of its Citizens..... 18

**Section 8 How does the current year's budget compared to last year's Budget and Out-Turn?..... 20**

Section 9 Glossary of Terms..... 24

**About the Citizens' Budget**

The Ondo State 2024 Citizens Budget (CB) is an abridged and easy to understand version of the approved budget which presents key information about where the government expects money to come from as well as what the Ondo government intends to purchase in undertaking its delivery of public goods and services to the citizens of Ondo State in the 2024 Fiscal Year.

To download the detailed budget or the appropriation law use the links provided below:

- Link to 2024 Appropriation Law: [https://ondobudget.org/year\\_budget/year\\_2024/Ondo%20State%202024%20Appropriation%20Law.pdf](https://ondobudget.org/year_budget/year_2024/Ondo%20State%202024%20Appropriation%20Law.pdf)
- Link to 2024 Detailed Budget Publication: [https://ondobudget.org/year\\_budget/year\\_2024/Ondo%20State%20FY%202024%20Budget%20Publication-.pdf](https://ondobudget.org/year_budget/year_2024/Ondo%20State%20FY%202024%20Budget%20Publication-.pdf)

## Budget Policy Overview

The Ondo State budget for 2024 has been christened “the budget of “Economic Resilience” with the government policy focus on the following areas:

- investing in human capital development with renewed vigour;
- rejigging Independent Revenue collection for attainment of financial resilience and sustainability;
- optimising resource inflow and expand fiscal space locally and globally;
- expanding the scope and reach of social safety nets and economic support programmes to the deserving citizens of the State;
- developing agricultural value chain and promote expansion of agricultural productivity to enhance food security;
- stimulating rural economy;
- ensuring effective transportation system for economic growth and development;
- addressing environmental degradation occasioned by climate change;
- adhering to development policy and ensure fiscal discipline; and
- safeguarding lives and livelihood in a secure environment.

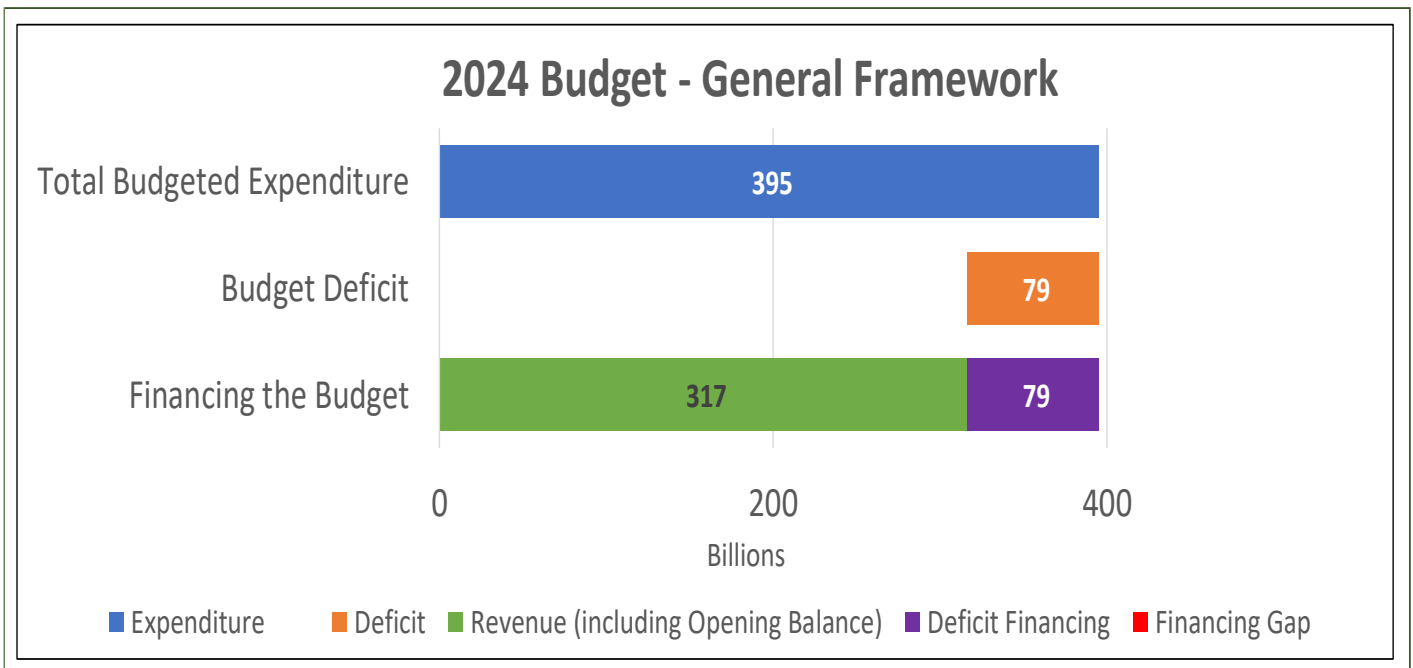
In line with these objectives, the government plans to execute the following key projects.

## Section 1 Overview of Budget Framework

### General Framework

The Ondo State Government approved 2024 budget has a total expenditure outlay of 395,257,000,000 Naira (₦395.26bn) for Fiscal Year 2024. Of this amount, 395.26 Billion Naira (₦395.26bn) is expected to come from the Federal Government as FAAC, Internally Generated Revenue (IGR) as well as Opening Balance (money remaining in the bank after last year’s budget expenditure). The budget deficit of ₦79 Billion exists which is the shortfall of total recurrent revenue plus grant compared to the total budget. Ondo State Government will finance the deficit through ₦22.40 Billion of domestic borrowing and foreign loans of ₦56.35 Billion.

For further details on where the money will come from (revenue) as well as where the money will go (expenditure) see figure 2 on budget overview.



**Figure 1 Financing Framework**

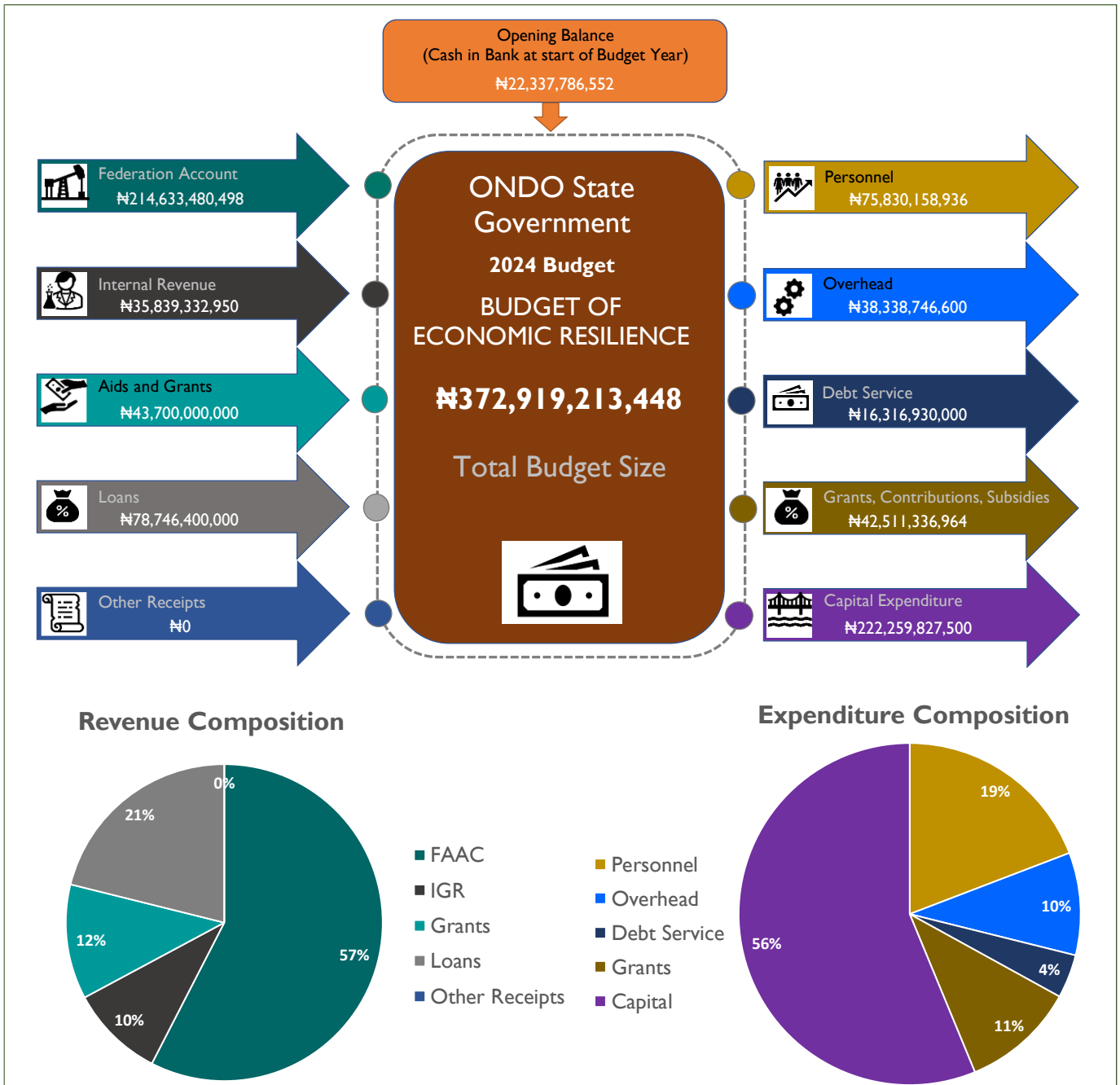


Figure 2 Budget Overview

## Section 2 Where will the money come from?

- Ondo Government anticipate that a total of ₦214.63 billion will come from Federation Account. The chief sources of Federation Account Receipt include ₦45.38 billion from statutory allocation and VAT ₦30.30 billion.
- Total sum of ₦35.84 billion is projected to be generated internally by the state (IGR), Aids and Grant ₦43.70 billion, ₦78.75 billion from loan.

Revenue	2024 Budget
<b>Opening Balance</b>	<b>22,337,786,552</b>
<b>Federation Account</b>	<b>214,633,480,498</b>
Statutory Allocation	45,367,453,580
Derivation	30,524,211,875
VAT	30,301,829,040
Other FAAC Receipts	108,439,986,003
<b>Internally Generated Revenues</b>	<b>35,839,332,950</b>
<i>Tax Revenue, of which</i>	<i>25,263,290,758</i>
Tax Revenues - Personal	23,063,290,758
Tax Revenue - Other	2,200,000,000
Non-Tax Revenue	10,576,042,192
<b>Other Sources</b>	<b>122,446,400,000</b>
Aids and Grants	43,700,000,000
Loans	78,746,400,000
Other Receipts	-
<b>Total Revenue (including Opening Balance)</b>	<b>395,257,000,000</b>

Table 1 Sources of Revenues

Domestic Aids and Grants (Top 5)		Foreign Aids and Grants (Top 5)	
Source and Purpose	2024 Budget	Source and Purpose	2024 Budget
Domestic Grants from FGN	28,000,000,000	Foreign Grants from World Bank to fund Reducing Emissions from D	590,000,000
DOMESTIC GRANTS: FGN Supported Nigerian- COVID-19 Action Recd	12,000,000,000	Foreign Grant from UNICEF to support Children, Gender, and Govern	350,000,000
UBEC /SUBEB Fund: FGN Grant to Fund the Development Primary Sc	1,500,000,000		
Partnership for Expansion of Water Supply and Sanitation and Hygie	750,000,000		
Domestic Grant from FGN in Support of Implementation of Contribu	340,000,000		
Others	170,000,000	Others	-
<b>Total Domestic Aids and Grants</b>	<b>42,760,000,000</b>	<b>Total Foreign Aids and Grants</b>	<b>940,000,000</b>

**Table 2 Grants Receipts**

Domestic Loans (Top 3)		Foreign Loans (Top 5)	
Source (and Purpose where applicable)	2024 Budget	Source and Purpose	2024 Budget
Bridging Finance/Short term Borrowings from Commercial Banks	22,400,000,000	Loan from French Development Agency (AFD) for Provision of Water	20,002,100,000
		Credit from the World Bank to fund Rural Access and Agricultural M	13,000,000,000
		State Action on Business Enabling Reform (SABER) Loan from World	5,000,000,000
Others	-	Foreign Loan from World Bank: Nigeria for Women Project (NFWP)	5,000,000,000
<b>Total Domestic Loans</b>	<b>22,400,000,000</b>	Foreign Loan from World Bank to fund UN-RED Project	5,000,000,000
		Others	8,344,300,000
		<b>Total Foreign Loans</b>	<b>56,346,400,000</b>

**Table 3 Borrowing (Loans)**

## Section 3 What will the money be spent on?

Of the total ₦395.26 billion, the state government intends to spend ₦222.26 billion (57%) on capital expenditure while the remaining 43% will be used to fund recurrent expenditure (i.e payment of salaries, wages, allowances, social contributions, social benefits, public debt charges, overhead cost for running government day-to-day operational activities etc; while ₦2.67 billion is billed as transfers of state IGR to Local Government Councils.

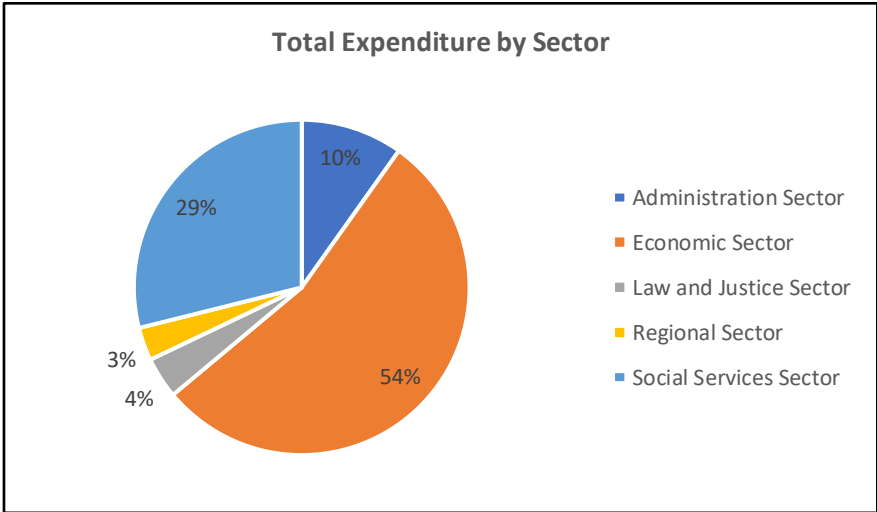
Expenditure	2024 Budget
<b>Personnel</b>	<b>75,830,158,936</b>
Salaries, Wages and Allowances	57,015,556,112
Social Contributions	3,026,800,000
Social Benefits	15,787,802,824
<b>Other Recurrent</b>	<b>97,167,013,564</b>
Overheads	38,338,746,600
Public Debt Charges	16,316,930,000
Others (Grants, Subsidies, Other Transfers)	39,839,827,993
<b>Capital</b>	<b>222,259,827,500</b>
<b>Other Provisions (Contingency)</b>	-
<b>Total Expenditure (including Contingencies)</b>	<b>395,257,000,000</b>

Table 4 Nature of Expenditure














# Section 4 Who will be spending the Money?

This section looks at the main sectors where the money will be spent and the ministries who will be spending the money.



**Figure 3 Expenditure by Main Sectors of Government**

Personnel Expenditure by Sector					
Agriculture	Commerce and Industry	Education	Environment	Finance and Economic Planning	General Government Administration
					
N1.348 Billion	N0.479 Billion	N24.44 Billion	N0.443 Billion	N23.763 Billion	N4.26 Billion
Health	Infrastructure	Law and Justice	Water	Women, Youth and Sports	Other
					<i>Others</i>
N11.488 Billion	N1.741 Billion	N3.732 Billion	N0.468 Billion	N0.7 Billion	N2.968 Billion

**Note:** The personnel expenditure figure for Finance and Economic Planning is inclusive of the palliative/salary award for all sectors

**Figure 4 Personnel Expenditure by Planning Sector**












Other Recurrent Expenditure by Sector					
Agriculture	Commerce and Industry	Education	Environment	Finance and Economic Planning	General Government Administration
					
N0.387 Billion	N0.76 Billion	N12.344 Billion	N0.369 Billion	N39.281 Billion	N11.221 Billion
Health	Infrastructure	Law and Justice	Water	Women, Youth and Sports	Other
					<i>Others</i>
N6.802 Billion	N2.262 Billion	N2.021 Billion	N0.142 Billion	N2.766 Billion	N18.813 Billion

Figure 5 Other Recurrent Expenditure by Planning Sector












Capital Expenditure by Sector					
Agriculture	Commerce and Industry	Education	Environment	Finance and Economic Planning	General Government Administration
					
N30.35 Billion	N2.9 Billion	N13.673 Billion	N7.662 Billion	N16.415 Billion	N11.387 Billion
Health	Infrastructure	Law and Justice	Water	Women, Youth and Sports	Other
					<i>Others</i>
N18.238 Billion	N69.711 Billion	N9.981 Billion	N25.257 Billion	N12.324 Billion	N4.363 Billion

Figure 6 Capital Expenditure by Planning Sector












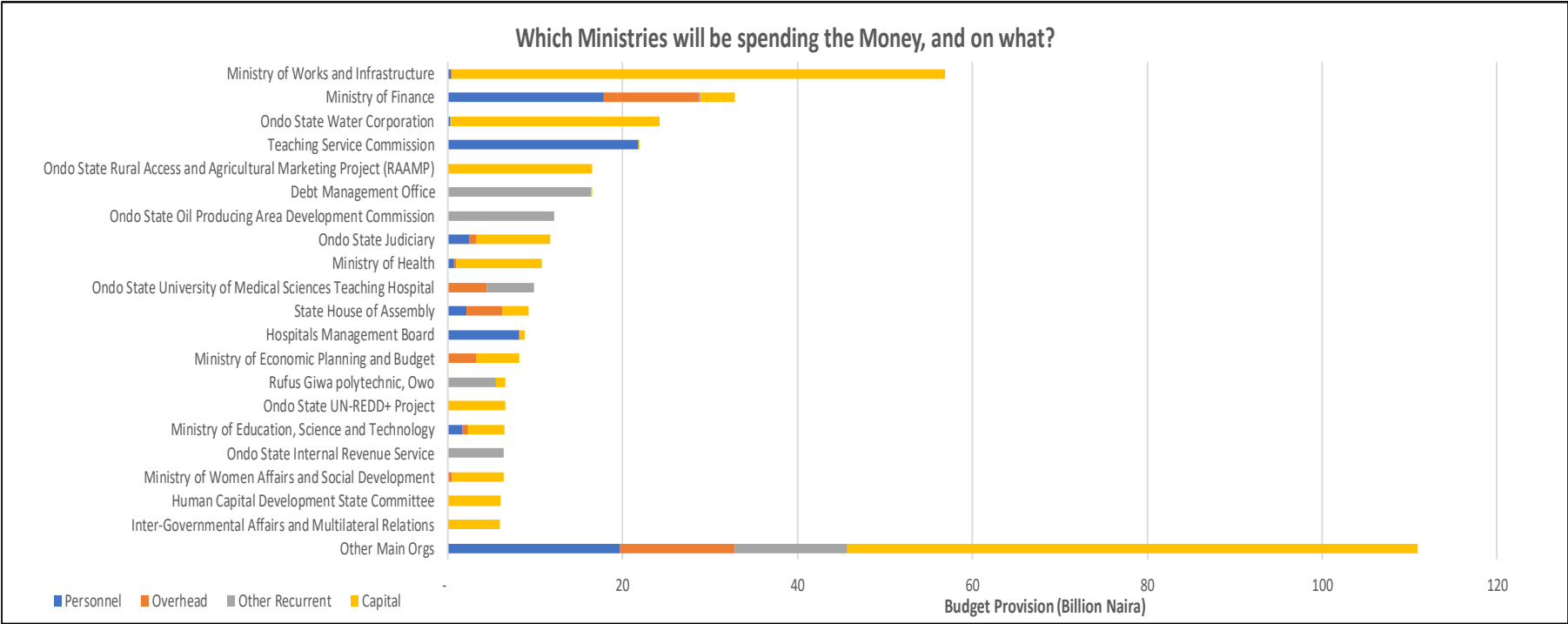
Total Expenditure by Sector					
Agriculture	Commerce and Industry	Education	Environment	Finance and Economic Planning	General Government Administration
					
N32.085 Billion	N4.139 Billion	N50.457 Billion	N8.474 Billion	N79.459 Billion	N26.868 Billion
Health	Infrastructure	Law and Justice	Water	Women, Youth and Sports	Other
					<i>Others</i>
N36.528 Billion	N73.714 Billion	N15.733 Billion	N25.867 Billion	N15.79 Billion	N26.144 Billion

Figure 7 Total Expenditure by Planning Sector



**Figure 8 Largest Spending Ministries (including all Departments and Agencies)**

## Section 5      What are the major Investments being made by the State?

- Rehabilitation and Reticulation of Owena Dam to Akure, etc, Rehabilitation/Construction (Asphalt Overlay) of 100 Km Highways across the State, Construction (Asphalt Overlay) of 400km Rural Roads Across the State, Construction of new High Court complex for easy/better administration of Justice and Establishment of Model technical colleges to boost technical education.
- All the above projects are in the fulfilment of the current administration's promise of massive infrastructural development, effective transportation system for economic growth, promote expansion of agricultural productivity to enhance food security as well as stimulate rural economy by making rural areas accessible.
- The project will lead to job creation for our teaming youths when road construction and water projects commences. The economy of our rural areas whose roads will be constructed will be stimulated.
- The execution of the projects above will lead to provision of potable water for the people of Akure and its environs including the people of Ifedore LGA. Also provision of good road will ease the problem of transportation of farm produce from rural areas to markets. This will reduce/eliminate- loss on the part of farmers. Establishment of modern technical colleges will help our youths to be able to use their technical skills to produce useful products. These projects are considered important because they will eventually lead to job creation, provision of good road for transportation of agricultural produce and many cottage industries can spring forth.

Project Description	2024 Budget	Location
Rehabilitation and Reticulation of Owena Dam to Akure, etc, Co-Sponsored by French Development Agency (AFD) Water Facility and ODSG	18,019,862,500	Akure South
Rehabilitation/Construction (Asphalt Overlay) of 100 Km Highways Across the State	17,666,031,969	State Wide
Construction (Asphalt Overlay) of 400km Rural Roads Across the State through World Bank Supported Rural Access and Agricultural Marketing Product (RAAMP)	16,470,000,000	State Wide
Building of new High Court Complex	7,250,000,000	State Wide
Establishment of Nine (9) Model Technical Colleges with 50 Classrooms and Modern Workshops/Laboratories (per College) Across the State	6,000,000,000	State Wide
Rehabilitation and Reticulation of Owena Dam to Akure, etc, Co-sponsored by African Development Bank (AFDB) and ODSG	5,675,000,000	Akure South
Regeneration and Conservation of 100 Hectares of Forest Across the State - World Bank Assisted Project	5,590,000,000	State Wide
Nigerian Women Project (NWP)	5,000,000,000	State Wide
Establishment of Cancer Treatment Center, Owo	5,000,000,000	Owo
Upgrade of Public Infrastructure such as Markets, Parks, Drainages across the State including Workfare under Ondo State Covid-19 Action Response and Economic Stimulus Program	4,677,210,000	State Wide
Nigerian Immunization Plus and Malaria Progress by Accelerating Coverage and Transforming Services (IMPACT)- World Bank Assisted Project	4,230,000,000	State Wide
Ondo State Covid-19 Action Response and Economic Stimulus (Food Security & sustainable livelihood through FADAMA)	3,212,800,000	State Wide
Establishment of 6 Humanitarian and Social Investment Centres Across the State: Humanitarian and Social investment for Elderly and other Vulnerable	3,000,000,000	State Wide
Construction of a Flyover and Junction Improvement at Onyeagbulem - Shagari/Irese Road Along Ilesha-Akure-Owo Expressway Akure, Ondo State.	3,000,000,000	Akure South
Construction/Rehabilitatation of 300 Primary School Infrastructure Across the State Through UBEC programme	3,000,000,000	State Wide
Ondo State Covid-19 Action Response and Economic Stimulus (Provision of Basic Infrastructure and Social Services)	2,940,390,000	State Wide
Construction of New Hospital Complexes at Akure and Ondo to create Specialist Clinic, General Outpatient Clinic, Accident and Emergency Department, Emergency Theater and Office Spaces	2,600,000,000	Ondo West
Construction of Dual Carriage way from Oba Adesida (A Division) - Oba Osupa (Hospital road) - Oluwatuyi - Ijoka (Oke-Iya junction) with spur to Alafiatayo roundabout and Idiagba Titun roads. (8.135 KM)	2,500,000,000	Akure South
Construction of Irele township Roads (15.4 km)	2,400,000,000	Irele
Installation of Security Surveillance Gadgets across Major Cities in the State, Hardware, 50 Nos. Armoured Security Vehicles and Others	2,220,000,000	State Wide
Other Projects	101,808,533,031	
<b>Total Capital Expenditure</b>	<b>222,259,827,500</b>	

**Table 5 Largest Capital Expenditure Projects**



## Section 6 Which Citizens Nominated Projects have been included in the Budget?

Several budget stakeholders' meetings were held with people from the 18 Local Government Areas across the five zones in the State. Relevant stakeholders such as Heads of LGA Administration, Traditional rulers, Treasurers, Budget officers, Market women, Farmers group, Artisans group, Civil Society Organisation (CSOs), Student bodies representatives, physically challenged/vulnerable persons were present at these meetings where their inputs were harvested.

Table 6 contains some projects in the budget which was a product of the request made by the people during our stakeholders' engagement.

- Fixing and construction of rural roads: linking rural and urban settlement for ease of moving agricultural produce and farmers in order to achieve the objectives of promoting agricultural productivity and enhancing food security and at the same simulate rural economy for shared prosperity.
- Rehabilitation & Reticulation of Owena Dam, repair and drilling of more boreholes to provide potable water to safeguard lives and livelihood in a secured environment.
- Construction/Rehabilitation of Primary School Infrastructure across the state to enhance educational advancement and human capital development.
- Nigerian Immunization Plus and Malaria Progress by Accelerating Coverage and Transforming Services (IMPACT) to enhance quality health services to improve life and livelihood of the good people of the state.
- Electrification Projects and Strengthening of existing Network across the State to achieve the developmental objective of massive infrastructure that will translate to economic prosperity of the people of the state.

<b>How much have we allocated to Citizens Nominated Projects?</b>		
<b>Project Description</b>	<b>2024 Budget</b>	<b>Location</b>
Rehabilitation and Reticulation of Owena Dam to Akure, etc, Co-Sponsored by French Development Agency (AFD) Water Facility and ODSG	18,019,862,500	Akure South
Construction (Asphalt Overlay) of 400km Rural Roads Across the State through World Bank Supported Rural Access and Agricultural Marketing Product (RAAMP)	16,470,000,000	State wide
Rehabilitation and Reticulation of Owena Dam to Akure, etc, Co-sponsored by African Development Bank (AFDB) and ODSG	5,675,000,000	Akure South
Nigerian Immunization Plus and Malaria Progress by Accelerating Coverage and Transforming Services (IMPACT)- World Bank Assisted Project	4,230,000,000	State wide
Construction/Rehabilitation of 300 Primary School Infrastructure Across the State Through UBEC programme	3,000,000,000	State wide
Drilling of Boreholes and Allied Matters	470,450,000	State wide
Electrification Projects and Strengthening of existing Network across the State(URBAN)	450,000,000	State wide
KAMOMI AKETI Accelerated Water Scheme	400,980,000	State wide
Rural Electrification Projects across the State	300,000,000	State wide
Construction and Renovation of Classrooms across the state	200,000,000	State wide
Capacity Building for Youths and Unemployed through Youth Employment and Social Support Operation (YESSO)YESSO/NASCO Programme	140,000,000	State wide
Annual Capacity Building programmes for Entrepreneurs (summit)	135,000,000	State wide
Rehabilitation of Existing Boreholes.	100,000,000	State wide
Commercial Agriculture Credit Scheme (CACs) for Agricultural value chain (production, processing, storage and marketing).	92,590,000	State wide
Rehabilitation and Reticulation of Iju-Odo Water Scheme	60,000,000	Okitipupa
Human Capital Development: Youth Empowerment, Creative Initiative, Village Square and Entrepreneurship	50,000,000	State wide
Equipment assistance to Entrepreneurs: Startups, empowerment and Scaling up	50,000,000	State wide
Rural Sanitation and Hygiene Programme in Ondo State for CLTS and Open Defecation Follow-up in 18 LGAs with FMWR Clean Nigeria and Construction of Toilets	20,000,000	State wide
Training and Empowerment of model 18 farmers across the LGAs of the State	18,000,000	State wide
Capacity building for 2000 youths and women in Agriculture	10,000,000	State wide
Others Citizens Nominated Projects	10,556,091,000	
<b>Total Value of Citizens Nominated Projects</b>	<b>60,447,973,500</b>	

Table 6 Citizens Nominated Projects

## Section 7 How is the State responding to the Gender, Equity and Social Inclusion needs of its Citizens

Gender Equity and Social Inclusion (GESI) is reflected in the budget process through government engagement with various gender related and vulnerable groups during which their request and contribution were harvested and given high priorities. Nigerian Women Projects, procurement of coaster Toyota Bus, Construction of GBV Survivors' Shelter for OSAA-GBV, Construction of Shelter, and provision of educational materials and Procurement of Machines/Tools/Equipment for Women Empowerment (FOWOSO) are the five top GESI in the 2024 Budget. Project Stated in Table 7 highlight Gender, Equity and Social Inclusiveness (GESI) in the year 2024 budget with a total value of ₦6.41 Billion.

Project Description	2024 Budget	Implementing MDA
Nigerian Women Projects (NWP) (Renovation/Creation of NWP Offices, Creation of Women Affiliation Groups/Cooperatives, etc across the State) World Bank Assisted Project (Drawdown)	5,450,000,000	Ministry of Women Affairs and Social Development
Procurement of Machines, Tools, Equipment etc for Women Empowerment (FOWOSO)	300,000,000	Ministry of Women Affairs and Social Development
Procurement of 1 No. Coaster Toyota Bus	100,000,000	Agency for the Welfare of the Physically Challenged Persons
Renovation of Offices at the Headquarters/ Procurement of Office equipment, Furniture's and Fittings	62,000,000	Ministry of Women Affairs and Social Development
Construction of GBV Survivors' Shelter for OSAA-GBV at Eleyowo, Akure	60,000,000	Ondo State Agency Against Gender Based Violence (OSAA-GBV)
Purchase of 1 No Toyota Hilus Van	60,000,000	Ondo State Agency Against Gender Based Violence (OSAA-GBV)
Construction of Shelter, provision of educational materials, etc for At Risk Children	50,000,000	At Risk Children Advisory Committee
Completion/Renovation of Correctional Centre/Motherless Children Home, Akure	45,000,000	Ministry of Women Affairs and Social Development
Renovation of Building/temporary Shelter for Victims of Gender Based Violence	30,000,000	Ondo State Agency Against Gender Based Violence (OSAA-GBV)

Monitoring of Gender Related Programmes/Projects	20,000,000	Agency for the Welfare of the Physically Challenged Persons
Renovation of Day-care/Crèche and Procurement of Toys baby Cot Walkers, Beddings etc	18,000,000	Ministry of Women Affairs and Social Development
Human Capital Development for Focal Officers on Women and Children Protection Project	18,000,000	Ministry of Women Affairs and Social Development
Monitoring of Sex and Reproductive Health- State Govt contribution to United Nations Fund for Population Activities (UNFPA) Programme	11,428,000	Ondo State Agency Against Gender Based Violence (OSAA-GBV)
Renovation of Building (Sexual Assault Referral Centre)	10,370,000	Ondo State Agency Against Gender Based Violence (OSAA-GBV)
Empowerment and Educational support for Persons with Disabilities (PWDs)	10,000,000	Agency for the Welfare of the Physically Challenged Persons
Purchase of Uniform, Sandals, Furniture, Bedding etc for Inmate of Remand Home and Children Home	9,000,000	Ministry of Women Affairs and Social Development
Supportive Aids and Equipment (Wheel Chairs, Callipers, Cane Guide etc) for Persons with Disabilities	7,700,000	Agency for the Welfare of the Physically Challenged Persons
Monitoring of Children Parliament Activities	5,000,000	Ministry of Women Affairs and Social Development
Renovation of Zonal Offices across the State/Procurement of Equipment	5,000,000	Ministry of Women Affairs and Social Development
Others GESI Projects	138,502,000	
<b>Total Value of GESI Responsive Projects</b>	<b>6,410,000,000</b>	

**Table 7 Projects that Respond to GESI Needs**

## Section 8 How does the current year's budget compared to last year's Budget and Out-Turn?

How do our Revenue Estimates for 2024 compare to what we budgeted and actually collected in 2023?							
Revenue	2024 Budget	2023 Original Budget		2023 Final Budget		2023 Out-Turn	
		Provision	% Increase/Decrease in 2024 Budget	Provision	% Increase/Decrease in 2024 Budget	Amount	% Increase/Decrease in 2024 Budget
<b>Opening Balance</b>	<b>22,337,786,552</b>	<b>24,002,191,122</b>	<b>-6.9%</b>	<b>24,002,191,122</b>	<b>-6.9%</b>	-	
<b>Federation Account</b>	<b>214,633,480,498</b>	<b>117,246,573,878</b>	<b>83.1%</b>	<b>143,412,315,861</b>	<b>49.7%</b>	<b>167,686,027,537</b>	<b>28.0%</b>
Statutory Allocation	45,367,453,580	35,298,844,991	28.5%	37,298,844,991	21.6%	29,899,618,471	51.7%
Derivation	30,524,211,875	18,499,522,348	65.0%	26,499,522,348	15.2%	24,896,741,647	22.6%
VAT	30,301,829,040	25,128,948,522	20.6%	30,528,948,522	-0.7%	35,761,745,683	-15.3%
Other FAAC Receipts	108,439,986,003	38,319,258,017	183.0%	49,085,000,000	120.9%	77,127,921,736	40.6%
<b>Internally Generated Revenues</b>	<b>35,839,332,950</b>	<b>32,009,919,000</b>	<b>12.0%</b>	<b>32,009,919,000</b>	<b>12.0%</b>	<b>31,899,311,245</b>	<b>12.4%</b>
<i>Tax Revenue, of which</i>	<i>25,263,290,758</i>	<i>20,039,869,083</i>	<i>26.1%</i>	<i>20,039,869,083</i>	<i>26.1%</i>	<i>17,113,910,525</i>	<i>47.6%</i>
Tax Revenues - Personal	23,063,290,758	16,954,329,065	36.0%	16,954,329,065	36.0%	9,067,053,418	154.4%
Tax Revenue - Other	2,200,000,000	3,085,540,018	-28.7%	3,085,540,018	-28.7%	8,046,857,107	-72.7%
Non-Tax Revenue	10,576,042,192	11,970,049,917	-11.6%	11,970,049,917	-11.6%	14,785,400,719	-28.5%
<b>Other Sources</b>	<b>122,446,400,000</b>	<b>102,720,500,000</b>	<b>19.2%</b>	<b>113,720,500,000</b>	<b>7.7%</b>	<b>19,716,616,938</b>	<b>521.0%</b>
Aids and Grants	43,700,000,000	8,216,200,000	431.9%	23,216,200,000	88.2%	5,587,785,602	682.1%
Loans	78,746,400,000	93,784,300,000	-16.0%	89,784,300,000	-12.3%	14,128,831,336	457.3%
Other Receipts	-	720,000,000	-100.0%	720,000,000	-100.0%	-	
<b>Total Revenue (including Opening Balance)</b>	<b>395,257,000,000</b>	<b>275,979,184,000</b>	<b>43.2%</b>	<b>313,144,925,983</b>	<b>26.2%</b>	<b>219,301,955,720</b>	<b>80.2%</b>

Table 8 Comparison of Revenue Estimates with Prior Year

How do our Expenditure Estimates for 2024 compare to what we budgeted and actually spent in 2023?							
Expenditure	2024 Budget	2023 Original Budget		2023 Final Budget		2023 Out-Turn	
		Provision	% Increase/Decrease in 2024 Budget	Provision	% Increase/Decrease in 2024 Budget	Amount	% Increase/Decrease in 2024 Budget
<b>Personnel</b>	<b>75,830,158,936</b>	<b>58,816,348,000</b>	<b>28.9%</b>	<b>67,722,818,833</b>	<b>12.0%</b>	<b>61,383,612,124</b>	<b>23.5%</b>
Salaries, Wages and Allowances	57,015,556,112	46,085,653,000	23.7%	50,544,156,315	12.8%	43,130,371,960	32.2%
Social Contributions	3,026,800,000	2,594,815,000	16.6%	1,762,005,548	71.8%	611,865,193	394.7%
Social Benefits	15,787,802,824	10,135,880,000	55.8%	15,416,656,970	2.4%	17,641,374,970	-10.5%
<b>Other Recurrent</b>	<b>97,167,013,564</b>	<b>71,023,063,000</b>	<b>36.8%</b>	<b>95,525,311,500</b>	<b>1.7%</b>	<b>68,301,742,634</b>	<b>42.3%</b>
Overheads	38,338,746,600	24,974,698,000	53.5%	34,120,946,500	12.4%	22,718,824,999	68.8%
Public Debt Charges	16,316,930,000	14,078,140,000	15.9%	14,078,140,000	15.9%	12,669,302,237	28.8%
Transfers of State IGR to LGCs	2,671,508,971	2,592,047,480	3.1%	2,592,047,480	3.1%	720,000,000	271.0%
Others (Grants, Subsidies, Other Transfers)	39,839,827,993	29,378,177,520	35.6%	44,734,177,520	-10.9%	32,193,615,398	23.8%
<b>Capital</b>	<b>222,259,827,500</b>	<b>146,139,773,000</b>	<b>52.1%</b>	<b>149,896,795,650</b>	<b>48.3%</b>	<b>66,495,695,906</b>	<b>234.2%</b>
Other Provisions (Contingency)	-	-		-		-	
<b>Total Expenditure (including Contingencies)</b>	<b>395,257,000,000</b>	<b>275,979,184,000</b>	<b>43.2%</b>	<b>313,144,925,983</b>	<b>26.2%</b>	<b>196,181,050,664</b>	<b>101.5%</b>

Table 9 Comparison of Expenditure Estimates with Prior Year

How much have we allocated to each Ministry in 2024 for Recurrent Expenditure compared to what they were allocated and what they actually spent in 2023?							
Recurrent Expenditure by Ministry (Top 20 Spending Ministries)	2024 Budget	2023 Original Budget		2023 Final Budget		2023 Out-Turn	
		Provision	% Increase/Decrease in 2024 Budget	Provision	% Increase/Decrease in 2024 Budget	Amount	% Increase/Decrease in 2024 Budget
Ministry of Works and Infrastructure	506,829,597	484,917,872	4.5%	558,822,490	-9.3%	479,049,998	5.8%
Ministry of Finance	28,919,251,991	19,685,056,220	46.9%	43,934,432,247	-34.2%	41,646,714,367	-30.6%
Ondo State Water Corporation	368,239,407	432,791,899	-14.9%	479,204,308	-23.2%	402,512,706	-8.5%
Teaching Service Commission	21,816,288,806	19,822,853,460	10.1%	20,032,250,059	8.9%	17,581,228,836	24.1%
Ondo State Rural Access and Agricultural Marketing Project (RAAMP)	49,315,405	9,000,000	447.9%	9,000,000	447.9%	6,900,000	614.7%
Debt Management Office	16,477,830,000	14,187,140,000	16.1%	14,199,140,000	16.0%	12,759,102,987	29.1%
Ondo State Oil Producing Area Development Commission	12,209,684,750	9,399,809,000	29.9%	12,599,809,000	-3.1%	4,091,207,102	198.4%
Ondo State Judiciary	3,278,387,007	2,028,027,865	61.7%	2,877,873,375	13.9%	2,701,876,353	21.3%
Ministry of Health	1,045,196,241	928,054,481	12.6%	1,068,339,095	-2.2%	843,222,046	24.0%
Ondo State University of Medical Sciences Teaching Hospital	9,870,000,000	2,350,000,000	320.0%	350,000,000	2720.0%	180,000,000	5383.3%
State House of Assembly	6,197,450,000	3,491,029,879	77.5%	3,471,029,879	78.5%	1,690,073,175	266.7%
Hospitals Management Board	8,288,444,004	6,253,398,447	32.5%	10,183,130,913	-18.6%	8,885,611,662	-6.7%
Ministry of Economic Planning and Budget	3,321,174,108	1,142,158,241	190.8%	1,160,178,123	186.3%	433,263,744	666.5%
Rufus Giwa polytechnic, Owo	5,500,000,000	3,235,820,000	70.0%	5,285,820,000	4.1%	4,261,672,300	29.1%
Ondo State UN-REDD+ Project	9,300,000	6,200,000	50.0%	6,200,000	50.0%	5,822,000	59.7%
Ministry of Education, Science and Technology	2,358,741,476	1,704,458,945	38.4%	2,102,219,524	12.2%	1,924,237,606	22.6%
Ondo State Internal Revenue Service	6,441,600,192	6,200,796,696	3.9%	6,080,148,520	5.9%	5,196,374,780	24.0%
Ministry of Women Affairs and Social Development	432,235,597	330,250,008	30.9%	347,700,351	24.3%	271,757,150	59.1%
Human Capital Development State Committee	54,000,000	36,000,000	50.0%	36,000,000	50.0%	72,000,000	-25.0%
Inter-Governmental Affairs and Multilateral Relations	141,607,922	60,769,092	133.0%	115,098,111	23.0%	99,619,111	42.1%
Other Main Orgs	45,711,595,995	38,050,878,895	20.1%	38,351,734,339	19.2%	26,153,108,837	74.8%
<b>Total Expenditure</b>	<b>172,997,172,500</b>	<b>129,839,411,000</b>	<b>33.2%</b>	<b>163,248,130,333</b>	<b>6.0%</b>	<b>129,685,354,758</b>	<b>33.4%</b>

**Table 10 Comparison of Ministerial Budget Provisions with Prior Year (Top 20 Ministries) – Recurrent Expenditure**

How much have we allocated to each Ministry in 2024 for Capital Expenditure compared to what they were allocated and what they actually spent in 2023?							
Capital Expenditure by Ministry (Top 20 Spending Ministries)	2024 Budget	2023 Original Budget		2023 Final Budget		2023 Out-Turn	
		Provision	% Increase/Decrease in 2024 Budget	Provision	% Increase/Decrease in 2024 Budget	Amount	% Increase/Decrease in 2024 Budget
Ministry of Works and Infrastructure	56,360,000,000	43,831,440,620	28.6%	43,831,440,620	28.6%	25,784,834,292	118.6%
Ministry of Finance	3,900,000,000	5,850,000,000	-33.3%	6,291,500,000	-38.0%	120,252,426	3143.2%
Ondo State Water Corporation	23,894,862,500	19,360,000,000	23.4%	13,360,000,000	78.9%	12,975,469,135	84.2%
Teaching Service Commission	31,350,000	18,000,000	74.2%	18,000,000	74.2%	2,605,800	1103.1%
Ondo State Rural Access and Agricultural Marketing Project (RAAMP)	16,470,000,000	7,570,000,000	117.6%	7,570,000,000	117.6%	348,451,623	4626.6%
Debt Management Office	10,000,000	10,000,000		10,000,000		-	
Ondo State Oil Producing Area Development Commission	-	-		-		-	
Ondo State Judiciary	8,500,000,000	4,505,000,000	88.7%	4,505,000,000	88.7%	166,132,366	5016.4%
Ministry of Health	9,755,000,000	1,661,200,000	487.2%	3,161,200,000	208.6%	483,566,943	1917.3%
Ondo State University of Medical Sciences Teaching Hospital	-	7,250,000,000	-100.0%	7,390,000,000	-100.0%	253,622,232	-100.0%
State House of Assembly	3,083,050,000	1,851,500,000	66.5%	1,851,500,000	66.5%	83,180,339	3606.5%
Hospitals Management Board	515,000,000	495,000,000	4.0%	795,000,000	-35.2%	12,412,204	4049.1%
Ministry of Economic Planning and Budget	4,840,000,000	2,723,469,380	77.7%	5,673,469,380	-14.7%	2,490,309,039	94.4%
Rufus Giwa polytechnic, Owo	1,100,000,000	230,000,000	378.3%	230,000,000	378.3%	-	
Ondo State UN-REDD+ Project	6,590,000,000	100,000,000	6490.0%	100,000,000	6490.0%	46,474,000	14080.0%
Ministry of Education, Science and Technology	4,136,296,000	2,800,000,000	47.7%	2,800,000,000	47.7%	739,546,940	459.3%
Ondo State Internal Revenue Service	-	-		-		-	
Ministry of Women Affairs and Social Development	6,000,000,000	903,000,000	564.5%	911,000,000	558.6%	272,952,355	2098.2%
Human Capital Development State Committee	6,000,000,000	-		-		-	
Inter-Governmental Affairs and Multilateral Relations	5,859,810,000	1,947,630,000	200.9%	2,497,630,000	134.6%	1,975,284,650	196.7%
Other Main Orgs	65,214,459,000	45,033,533,000	44.8%	48,901,055,650	33.4%	20,740,601,561	214.4%
<b>Total Expenditure</b>	<b>222,259,827,500</b>	<b>146,139,773,000</b>	<b>52.1%</b>	<b>149,896,795,650</b>	<b>48.3%</b>	<b>66,495,695,906</b>	<b>234.2%</b>

**Table 11 Comparison of Ministerial Budget Provisions with Prior Year (Top 20 Ministries) – Capital Expenditure**

How much have we allocated to each Ministry in 2024 for Total Expenditure compared to what they were allocated and what they actually spent in 2023?							
Total Expenditure by Ministry (Top 20 Spending Ministries)	2024 Budget	2023 Original Budget		2023 Final Budget		2023 Out-Turn	
		Provision	% Increase/Decrease in 2024 Budget	Provision	% Increase/Decrease in 2024 Budget	Amount	% Increase/Decrease in 2024 Budget
Ministry of Works and Infrastructure	56,866,829,597	44,316,358,492	28.3%	44,390,263,110	28.1%	26,263,884,290	116.5%
Ministry of Finance	32,819,251,991	25,535,056,220	28.5%	50,225,932,247	-34.7%	41,766,966,793	-21.4%
Ondo State Water Corporation	24,263,101,907	19,792,791,899	22.6%	13,839,204,308	75.3%	13,377,981,841	81.4%
Teaching Service Commission	21,847,638,806	19,840,853,460	10.1%	20,050,250,059	9.0%	17,583,834,636	24.2%
Ondo State Rural Access and Agricultural Marketing Project (RAAMP)	16,519,315,405	7,579,000,000	118.0%	7,579,000,000	118.0%	355,351,623	4548.7%
Debt Management Office	16,487,830,000	14,197,140,000	16.1%	14,209,140,000	16.0%	12,759,102,987	29.2%
Ondo State Oil Producing Area Development Commission	12,209,684,750	9,399,809,000	29.9%	12,599,809,000	-3.1%	4,091,207,102	198.4%
Ondo State Judiciary	11,778,387,007	6,533,027,865	80.3%	7,382,873,375	59.5%	2,868,008,719	310.7%
Ministry of Health	10,800,196,241	2,589,254,481	317.1%	4,229,539,095	155.4%	1,326,788,990	714.0%
Ondo State University of Medical Sciences Teaching Hospital	9,870,000,000	9,600,000,000	2.8%	7,740,000,000	27.5%	433,622,232	2176.2%
State House of Assembly	9,280,500,000	5,342,529,879	73.7%	5,322,529,879	74.4%	1,773,253,514	423.4%
Hospitals Management Board	8,803,444,004	6,748,398,447	30.5%	10,978,130,913	-19.8%	8,898,023,866	-1.1%
Ministry of Economic Planning and Budget	8,161,174,108	3,865,627,621	111.1%	6,833,647,503	19.4%	2,923,572,782	179.2%
Rufus Giwa polytechnic, Owo	6,600,000,000	3,465,820,000	90.4%	5,515,820,000	19.7%	4,261,672,300	54.9%
Ondo State UN-REDD+ Project	6,599,300,000	106,200,000	6114.0%	106,200,000	6114.0%	52,296,000	12519.1%
Ministry of Education, Science and Technology	6,495,037,476	4,504,458,945	44.2%	4,902,219,524	32.5%	2,663,784,546	143.8%
Ondo State Internal Revenue Service	6,441,600,192	6,200,796,696	3.9%	6,080,148,520	5.9%	5,196,374,780	24.0%
Ministry of Women Affairs and Social Development	6,432,235,597	1,233,250,008	421.6%	1,258,700,351	411.0%	544,709,505	1080.9%
Human Capital Development State Committee	6,054,000,000	36,000,000	16716.7%	36,000,000	16716.7%	72,000,000	8308.3%
Inter-Governmental Affairs and Multilateral Relations	6,001,417,922	2,008,399,092	198.8%	2,612,728,111	129.7%	2,074,903,761	189.2%
Other Main Orgs	110,926,054,995	83,084,411,895	33.5%	87,252,789,989	27.1%	46,893,710,399	136.5%
<b>Total Expenditure</b>	<b>395,257,000,000</b>	<b>275,979,184,000</b>	<b>43.2%</b>	<b>313,144,925,983</b>	<b>26.2%</b>	<b>196,181,050,664</b>	<b>101.5%</b>

**Table 12 Comparison of Ministerial Budget Provisions with Prior Year (Top 20 Ministries) – Total Expenditure**



## Section 9 Glossary of Terms

<b>Terms</b>	<b>Explanation</b>
Deficit	This is an excess of expenditure over the expected income in a fiscal year (Budget year).
Deficit Financing	This means generating funds to finance the deficit which results from excess expenditure over revenue.
FAAC	The account into which mineral revenues, Companies' Income Tax, Customs and VAT revenues are remitted, and from which disbursements are made to the three tiers of Government by the Federation Account Allocation Committee.
Internal Revenue	This is the revenue collected within the state related to income tax (PAYE represents the highest contributor to IGR), fines, levies, fees, and other sources of revenue within the state.
Aids and Grants	These are budget support usually from the Federal Government, International Development partners, charities and alike for the execution of the approved budget
Loans	This is an amount borrowed as part of the financing option that is expected to be paid back with interest.
Other Receipts	This is generated when actual crude oil price, production, and NGN: USD exchange rates exceed the Budget benchmarks and hence extra revenue is generated.
Personnel	These are personal emoluments such as salaries, allowances, social benefits (e.g. pension and gratuity) and social contributions paid to civil servants and other government functionaries.
Overhead	This comprises mainly of operational and maintenance costs for running day-to-day activities of the Government.
Debt Service	This is the repayments of loans taken by the government to finance the budget which includes interest on un-matured debt and on other accounts, amortization of premiums and discounts on un-matured debt, the servicing costs and cost of issuing new borrowings
Capital Expenditure	This is also referred to as development expenditure and is made up of government spending on the acquisition or upgrade of assets (tangible and non-tangible assets) such as land, buildings, machinery, equipment,
Statutory Allocation	Statutory Allocation is a transfer from the Federal Allocation Accounts Committee (FAAC) and is based on the collection of minerals (largely Oil) and non-mineral revenues (companies' income tax, customs, and excise) at the national level, which is then shared between the three tiers of government using sharing ratios.
Derivation	This is also a transfer from the Federation Accounts. It is informed by the volume and prices of oil in the global market as well as actual output attributable to the state.
VAT	This is an ad valorem tax on most goods and services

## CITIZENS' OBLIGATIONS

Efficient service delivery and good governance by government are largely dependent on roles played by the citizens. Therefore, for the state government to be able to provide the itemized projects in 2024, citizens are obliged to:

- pay their taxes;
- be obedient to the laws of the land;
- report any security breach in their vicinity to the appropriate authority;
- protect their environment;
- give feedback on implementation of projects;
- report unwholesome activities in their localities;
- participate in annual budget stakeholders meetings in their respective localities; among others

For further enquiries, please contact:

Permanent Secretary – +234(0) 8035307218

Assistant Director Budget - +234(0) 7030292713

Budget Portal: [www.ondobudget.org/budget\\_information.php](http://www.ondobudget.org/budget_information.php)

Public participation page: [www.ondobudget.org/public\\_page.php](http://www.ondobudget.org/public_page.php)

Budget email address: [ondobudget@yahoo.com](mailto:ondobudget@yahoo.com)

Ministry's email address: [ondoplanningandbudget@gmail.com](mailto:ondoplanningandbudget@gmail.com)

Ministry's website: [www.mepbondostate.org](http://www.mepbondostate.org)