



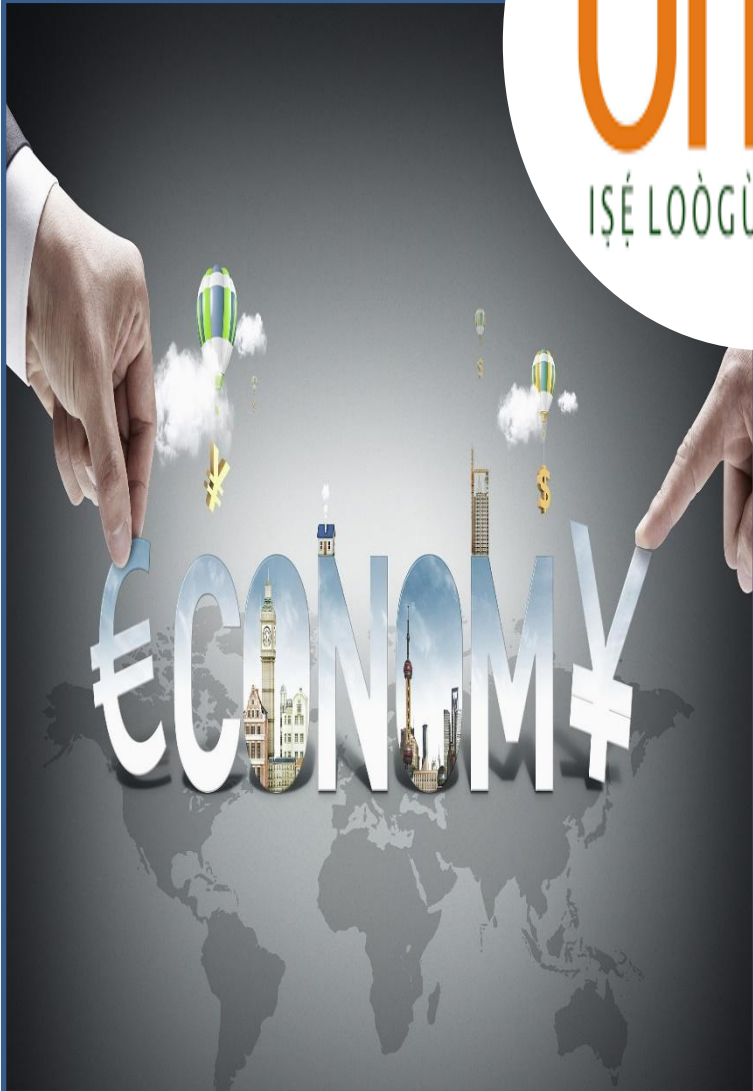
# ONDO STATE

## 2025 CITIZENS' BUDGET

*“BUDGET OF RECOVERY”*

ONDO STATE BUDGET OFFICE

Published: February 25, 2025



**Table of Contents**

**Title Page**..... 1

**Budget Policy Overview**..... 4

**Section 1 Overview of Budget Framework**..... 5

**Section 2 Where will the money come from?** ..... 8

**Section 3 What will the money be spent on?**..... 10

**Section 4 Who will be spending the Money?**..... 11

**Section 5 What are the major Investments being made by the State?**..... 17

**Section 6 Which Citizens Nominated Projects have been included in the Budget?** ..... 19

**Section 7 How is the State responding to the Gender, Equity and Social Inclusion needs of its Citizens?** ..... 21

**Section 8 How does the current year budget compare to last year’s Budget and Out-Turn?** ..... 22

**Section 9 Allocations to Basic Education and Primary Health Care (HOPE Programme)**..... 27

**Section 10 Glossary of Terms**..... 31

**Section 11 Citizens’ Obligations**..... 32

## About the Citizens Budget

The Ondo State 2025 Citizens Budget (CB) is an abridged and easy-to-understand version of the approved budget which presents key information about where the government expects money to come from as well as what the State Government intends to procure in undertaking its delivery of public goods and services to the citizens of Ondo State in the 2025 Fiscal Year.

To download the detailed budget or the appropriation law use the links provided below:

- **Link to 2025 Appropriation Law:**  
[https://ondobudget.org/year\\_budget/year\\_2025/ONDO%20STATE%20FY%202025%20APPROPRIATION%20LAW.pdf](https://ondobudget.org/year_budget/year_2025/ONDO%20STATE%20FY%202025%20APPROPRIATION%20LAW.pdf)
- **Link to 2025 Detailed Budget Publication:**  
[https://ondobudget.org/year\\_budget/year\\_2025/ONDO%20State%20FY%202025%20Budget%20Publication1.pdf](https://ondobudget.org/year_budget/year_2025/ONDO%20State%20FY%202025%20Budget%20Publication1.pdf)

**Government focus:** OUR EASE which is the policy of the current Administration.

### **OUR EASE:**

- O - Order, Security and the Rule of Law.
- U - Urban and Rural Development through Agriculture and Blue Economy
- R - Revolutionary Technological Advancement and Industrialization
  
- E - Efficient Healthcare and Socio-Economic Welfare
- A - Adequate Power and Affordable Energy
- S - Sustainable Agriculture Development and Tourism
- E - Education, Human Capital Development and Entrepreneurship.

## Budget Policy Overview

The ONDO State budget for 2025 has been christened "Budget of Recovery" with the government policy focus on the following areas:

- Achieve sustained food security;
- Sustenance of Human Capital Development drive of the current administration;
- Increased investment in infrastructure;
- Refocused drive on Independence Revenue (IR) generation;
- Resilient Community Development Initiative;
- Facilitate social inclusion and social security;
- Diversification of the State's economy;

In line with these objectives, the government plans to execute the following key projects.

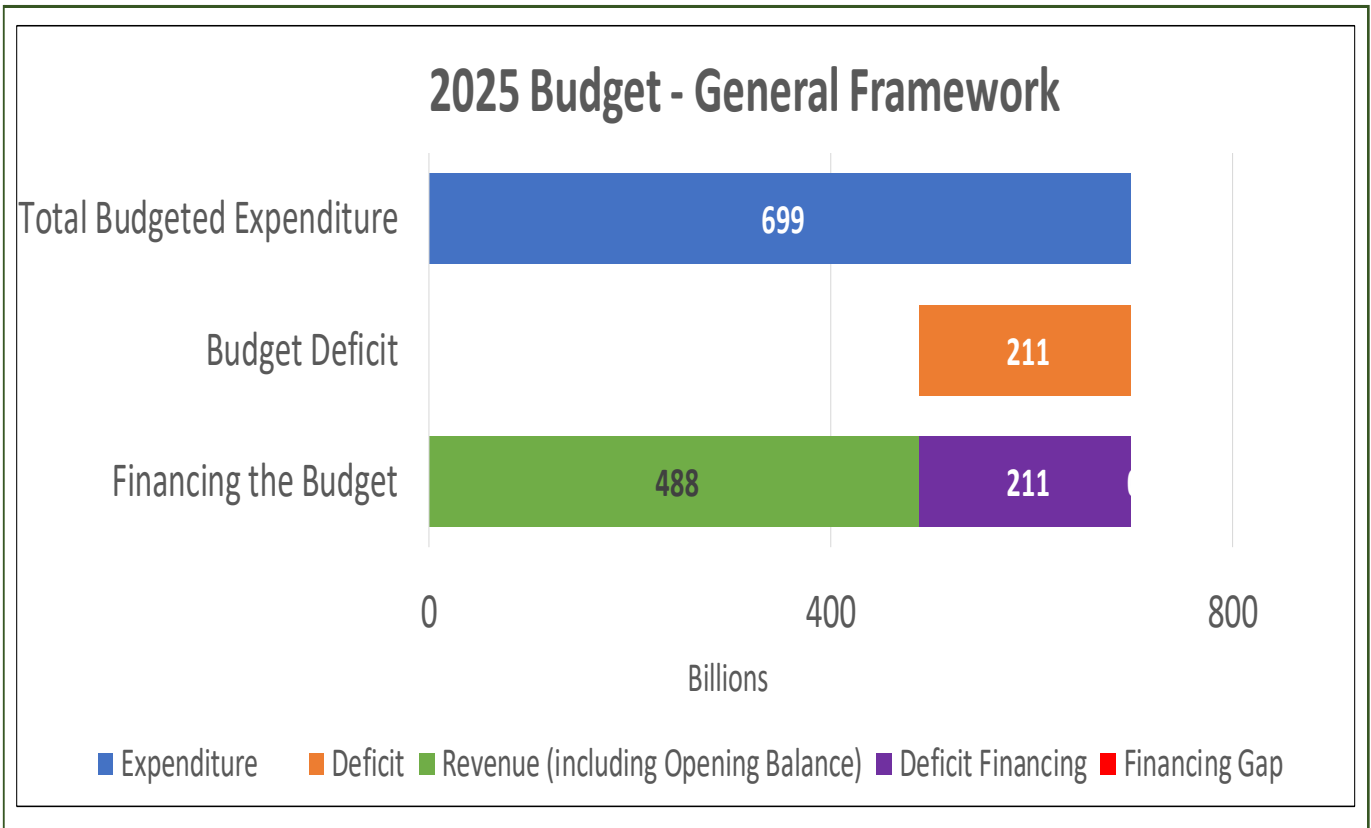
- Drive establishment of Port-Ondo.
- Construction/Rehabilitation (Asphalt Overlay) of State Highways
- Construction & Furnishing of Legislative Quarters, Executive and Civil Servants Quarters
- Rehabilitation and Reticulation of Owena Dam to Akure, etc, Co-Sponsored by French Development Agency (AFD) & ODSG
- Construction &Asphalt Overlay of Rural Roads Across the State through Rural Access & Agricultural Marketing Product (RAAMP)
- Rehabilitation and Reticulation of Owena Dam to Akure, etc, Co-sponsored by African Development Bank (AFDB) and ODSG
- Construction/Rehabilitation of Basic Schools Infrastructure Across the State and Execution of Other UBEC programmes
- Building of new High Court Complex
- Development/Transformation of Agriculture Sector for Economy Diversification
- Renovation of Public Secondary Schools across the State
- Establishment of Nine (9) Model Technical Colleges Across the State
- Establishment of Agro-Processing Centres Across the State in Partnership with African Union Development Agency-New Partnership for Africa's Development (AUDA-NEPAD)
- Patching of Township Roads across the State
- Construction and Furnishing of New Governor Lodge & Banquet Hall
- Construction of Shoreline as Short term Intervention to Keep Sea Incursion at Bay at Ayetoro in Ilaje LGA
- Construction of 48km Ondo Bye-Pass, Laje-Lagos Express Way
- Installation of Solar Street Light in the 18 LGA Headquarters
- Rehabilitation and Furnishing of Health Facilities Across the State
- Light-Up Major Cities Across the State

## Section 1 Overview of Budget Framework

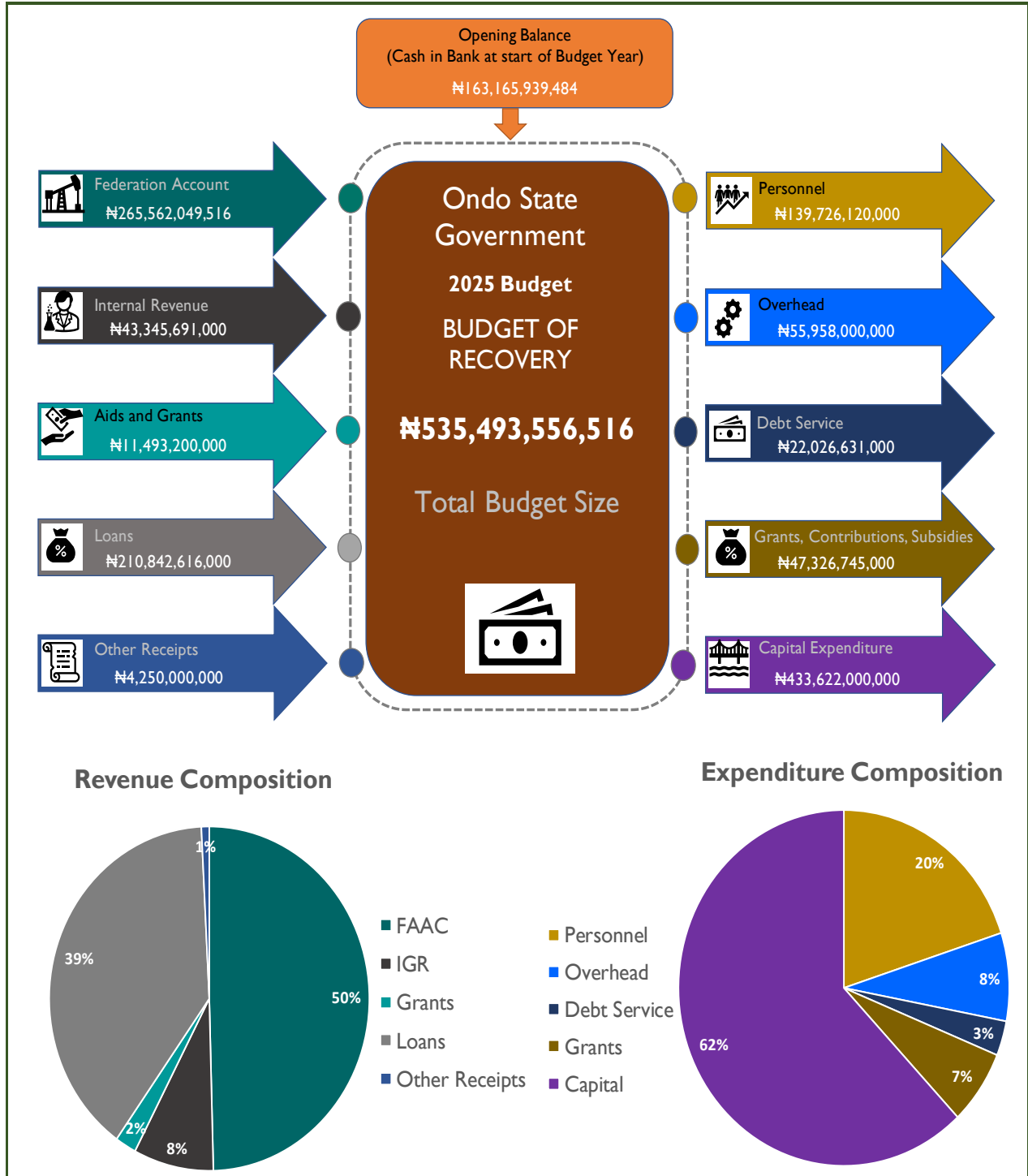
### General Framework

The Ondo State Government approved 2025 budget has a total expenditure outlay of N698,659,496,000 for the Fiscal Year. Of this amount, N488bn is expected to come from the Federation Account through the Federation Accounts Allocation Committee (FAAC), Independent Revenue (IR) formerly known as Internally Generated Revenue (IGR) as well as Opening Balance (money remaining in the bank after last year's budget expenditure). The State Government also has some bilateral and multilateral agreements with some development partners who will be co-funding some projects in the budget e.g provision of water in the central senatorial district. In addition, the State will also procure additional financing through domestic borrowing. In sum, a total of N211 of the budget will be funded via the bilateral, multilateral and domestic borrowings.

For further details on where the money will come from (revenue) as well as where the money will go (expenditure) see Figure 2 on budget overview.



**Figure 1 Financing Framework**

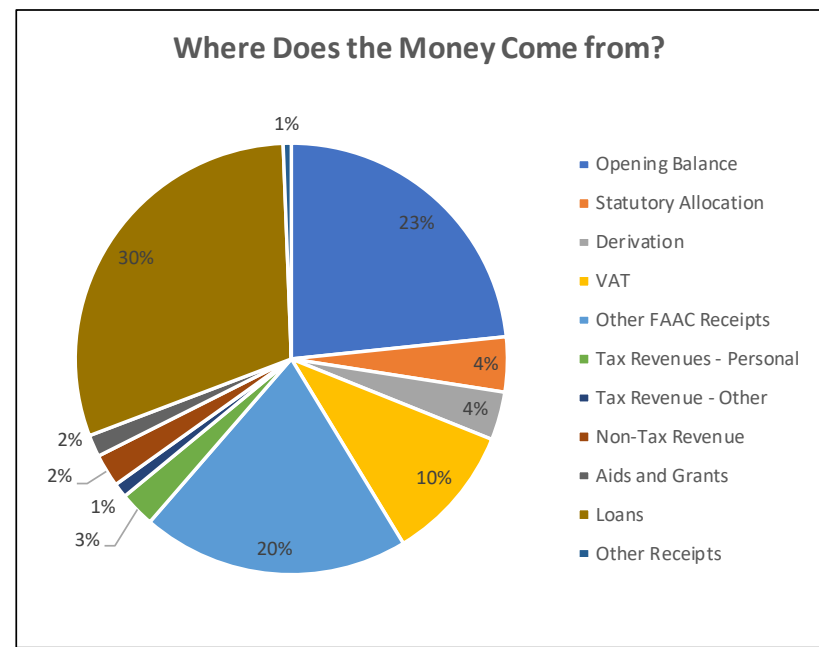


**Figure 2 Budget Overview**

### Section 2 Where will the money come from?

- Ondo State Government anticipate that a total of N265bn will come from the Federation Account. The chief sources of Federation Account Receipt include N71bn from Value Added Tax (VAT), N 140 billion from other FAAC receipts (Signature Fund-N60 billion, Exchange Gain N50 billion, Infastructure Support Fund N20 billion, etc) and N28 billion from statutory allocation.
- A total sum of N43bn is projected to be generated internally by the State as Independent revenue (IR), Aids and Grant amount to N11bn and N210 billion will come from loans.

Revenue	2025 Budget
<b>Opening Balance</b>	<b>163,165,939,484</b>
<b>Federation Account</b>	<b>265,562,049,516</b>
Statutory Allocation	28,753,049,516
Derivation	25,250,000,000
VAT	71,559,000,000
Other FAAC Receipts	140,000,000,000
<b>Internally Generated Revenues</b>	<b>43,345,691,000</b>
<i>Tax Revenue, of which</i>	<i>26,166,828,668</i>
Tax Revenues - Personal	18,566,052,460
Tax Revenue - Other	7,600,776,208
Non-Tax Revenue	17,178,862,332
<b>Other Sources</b>	<b>226,585,816,000</b>
Aids and Grants	11,493,200,000
Loans	210,842,616,000
Other Receipts	4,250,000,000
<b>Total Revenue (including Opening Balance)</b>	<b>698,659,496,000</b>



**Table 1 Sources of Revenues**



Domestic Aids and Grants (Top 5)		Foreign Aids and Grants (Top 5)	
Source and Purpose	2025 Budget	Source and Purpose	2025 Budget
Shore Protection Grant from FGN for the Protection of Ayetoro Co	5,000,000,000	Foreign Grants from World Bank to fund Reducing Emissions from	803,200,000
UBEC /SUBEB Fund: FGN Grant to Fund the Development Primary	4,250,000,000	FOREIGN CAPITAL GRANTS by Food and Agricultural Organisation	50,000,000
FGN Conditional Grant for Infrastructural Development towards S	300,000,000	Foreign Capital Grant from UNICEF to support Children & Gender	450,000,000
FGN Capital Grant for Provision Equipment for SMEs under Natio	120,000,000		
Domestic Capital Grant from FGN in Support of Implementation of	450,000,000		
Others	70,000,000	Others	-
<b>Total Domestic Aids and Grants</b>	<b>10,190,000,000</b>	<b>Total Foreign Aids and Grants</b>	<b>1,303,200,000</b>

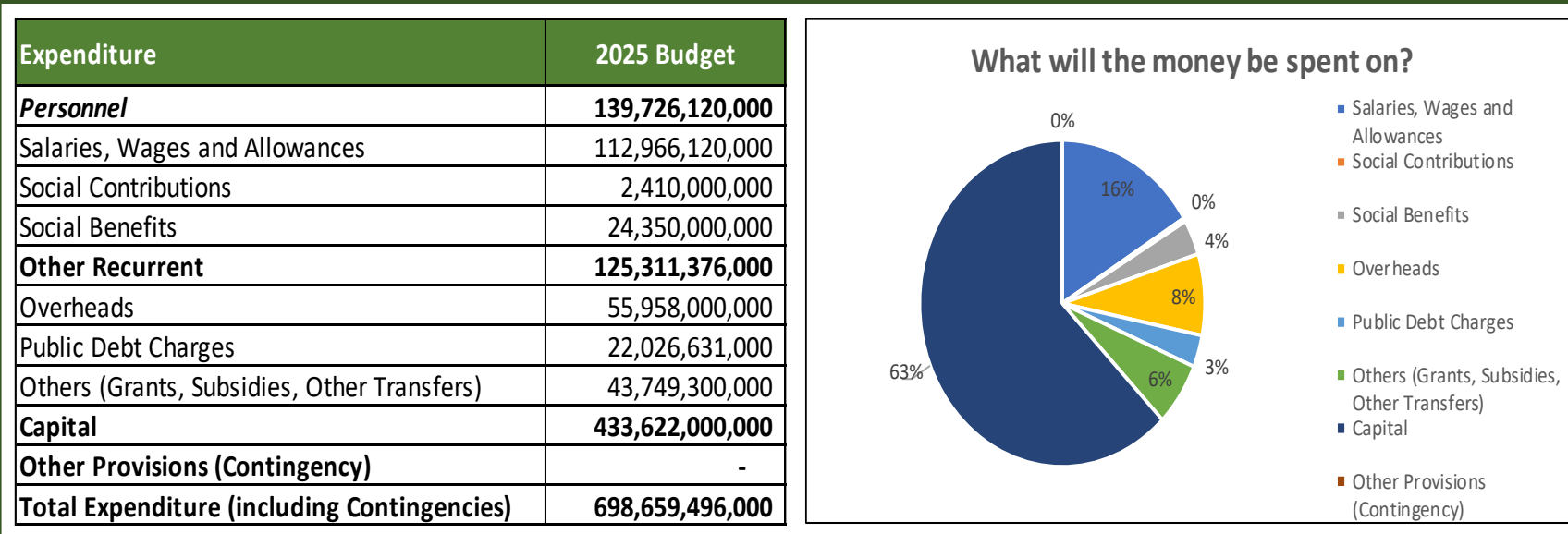
**Table 2 Grants Receipts**

Domestic Loans (Top 3)		Foreign Loans (Top 5)	
Source (and Purpose where applicable)	2025 Budget	Source and Purpose	2025 Budget
Bridging Finance/Short term Borrowings from Commercial Banks	39,252,116,000	Multilateral Loan (World Bank) to fund Rural Access and Agricultu	25,000,000,000
State Bond (Bond For Construction of Roads and others)	80,000,000,000	Loan from African Development Bank (AfDB) for Provision of Wat	14,896,000,000
		Loan from French Development Agency (AFD) for Provision of Wa	13,084,500,000
Others	-	World Bank Loan from: Ondo State Community Action for Resilien	13,000,000,000
<b>Total Domestic Loans</b>	<b>119,252,116,000</b>	State Action on Business Enabling Reform (SABER) Loan from Wo	5,500,000,000
		Others	20,110,000,000
		<b>Total Foreign Loans</b>	<b>91,590,500,000</b>

**Table 3 Borrowing (Loans)**

### Section 3 What will the money be spent on?

Of the total N698 billion, the State government intends to spend N433 billion (63%) on capital expenditure while the remaining 37% will be used to fund recurrent expenditure (i.e. payment of salaries, wages, allowances, social contributions, social benefits, public debt charges, and overhead cost for running government day-to-day operational activities).

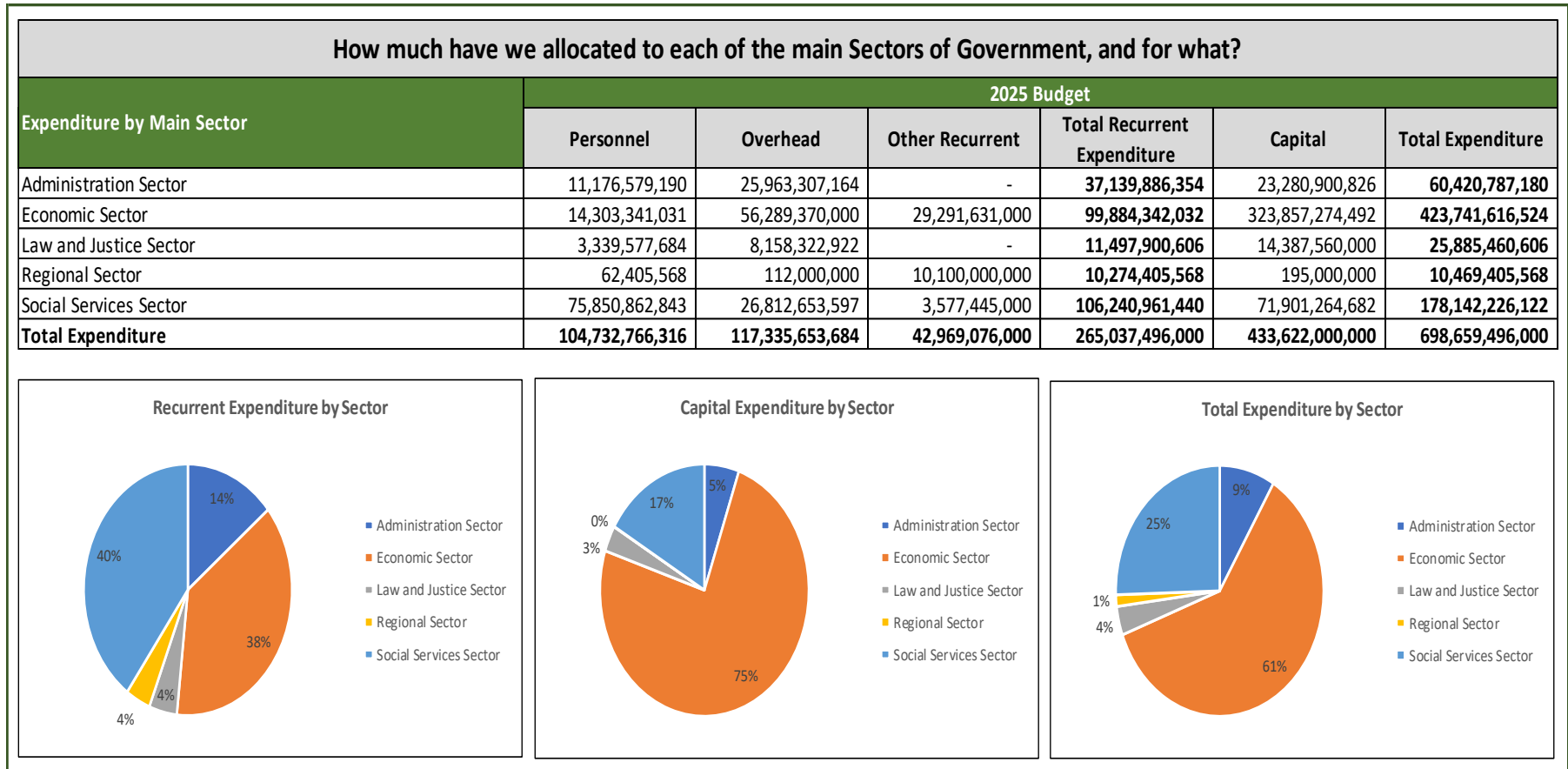


**Table 4 Nature of Expenditure**












### Section 4 Who will be spending the Money?

This section looks at the main sectors where the money will be spent and the ministries who will be spending the money.












**Figure 3 Expenditure by Main Sectors of Government**







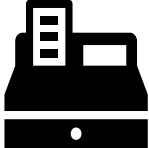






**Figure 4 Personnel Expenditure by Planning Sector**

Personnel Expenditure by Sector					
Agriculture	Commerce and Industry	Education	Environment	Finance and Economic Planning	General Government Administration
					
N2.755 Billion	N0.863 Billion	N44.883 Billion	N0.831 Billion	N34.366 Billion	N9.344 Billion
Health	Infrastructure	Law and Justice	Water	Women, Youth and Sports	Other
					<i>Others</i>
N28.903 Billion	N2.535 Billion	N8.321 Billion	N0.844 Billion	N1.233 Billion	N4.847 Billion












**Figure 5 Other Recurrent Expenditure by Planning Sector**

Other Recurrent Expenditure by Sector					
Agriculture	Commerce and Industry	Education	Environment	Finance and Economic Planning	General Government Administration
					
N0.654 Billion	N1.29 Billion	N14.827 Billion	N0.481 Billion	N53.633 Billion	N17.929 Billion
Health	Infrastructure	Law and Justice	Water	Women, Youth and Sports	Other
					<i>Others</i>
N7.9 Billion	N2.041 Billion	N3.487 Billion	N0.167 Billion	N3.343 Billion	N19.559 Billion

**Figure 6 Capital Expenditure by Planning Sector**

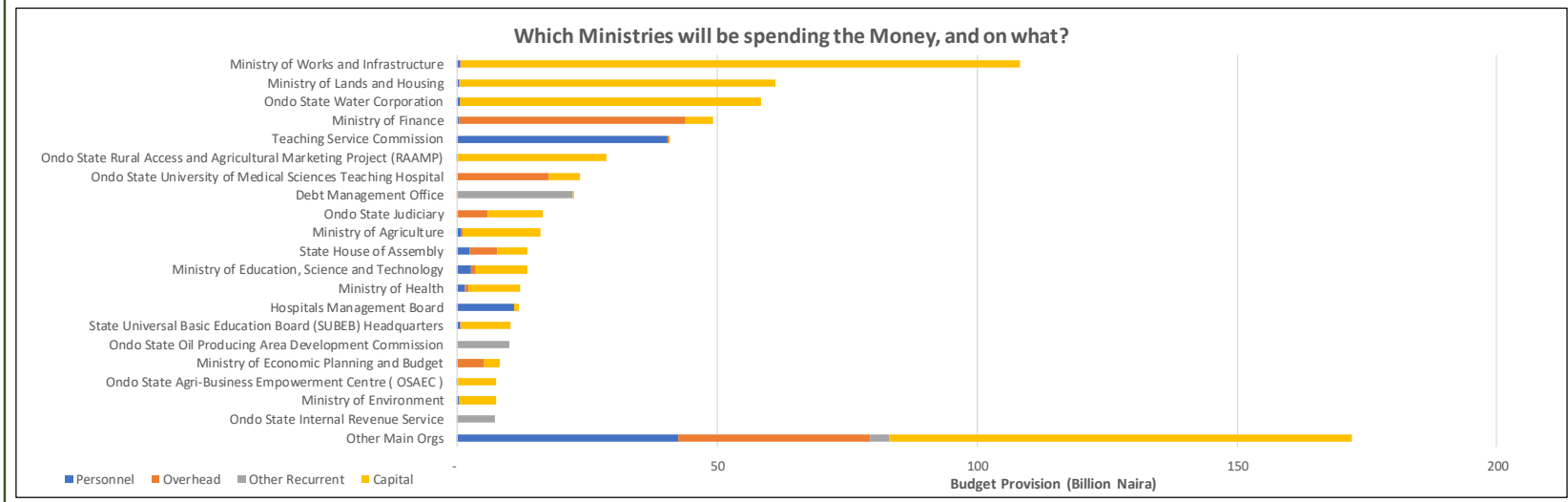
Capital Expenditure by Sector					
Agriculture	Commerce and Industry	Education	Environment	Finance and Economic Planning	General Government Administration
					
N53.124 Billion	N8.006 Billion	N25.604 Billion	N12.104 Billion	N19.611 Billion	N14.176 Billion
Health	Infrastructure	Law and Justice	Water	Women, Youth and Sports	Other
					<i>Others</i>
N22.545 Billion	N176.118 Billion	N15.318 Billion	N61.303 Billion	N11.501 Billion	N14.212 Billion

**Figure 7 Total Expenditure by Planning Sector**

Total Expenditure by Sector					
Agriculture	Commerce and Industry	Education	Environment	Finance and Economic Planning	General Government Administration
					
N56.533 Billion	N10.158 Billion	N85.315 Billion	N13.416 Billion	N107.611 Billion	N41.449 Billion
Health	Infrastructure	Law and Justice	Water	Women, Youth and Sports	Other
					<i>Others</i>
N59.349 Billion	N180.695 Billion	N27.125 Billion	N62.314 Billion	N16.077 Billion	N38.618 Billion

**Figure 8 Largest Spending Ministries (including all Departments and Agencies)**

Which Ministries will be spending the Money, and on what?						
Expenditure by Ministry (Top 20)	2025 Budget					
	Personnel	Overhead	Other Recurrent	Total Recurrent Expenditure	Capital	Total Expenditure
Ministry of Works and Infrastructure	639,428,031	147,000,000	-	786,428,031	107,450,000,000	108,236,428,031
Ministry of Lands and Housing	402,150,609	110,000,000	-	512,150,609	60,800,000,000	61,312,150,609
Ondo State Water Corporation	574,637,036	69,825,000	-	644,462,036	57,887,315,000	58,531,777,036
Ministry of Finance	450,000,000	43,551,000,000	-	44,001,000,000	5,230,000,000	49,231,000,000
Teaching Service Commission	40,471,482,755	150,500,000	-	40,621,982,755	68,300,000	40,690,282,755
Ondo State Rural Access and Agricultural Marketing Project (RAA)	57,282,606	14,175,000	-	71,457,606	28,600,000,000	28,671,457,606
Ondo State University of Medical Sciences Teaching Hospital	-	17,536,946,190	-	17,536,946,190	6,000,000,000	23,536,946,190
Debt Management Office	-	170,000,000	22,026,631,000	22,196,631,000	10,000,000	22,206,631,000
Ondo State Judiciary	-	5,966,997,920	-	5,966,997,920	10,585,000,000	16,551,997,920
Ministry of Agriculture	832,264,243	157,000,000	-	989,264,243	15,098,863,492	16,088,127,735
State House of Assembly	2,500,000,000	5,300,000,000	-	7,800,000,000	5,739,000,000	13,539,000,000
Ministry of Education, Science and Technology	2,703,707,220	978,500,000	-	3,682,207,220	9,766,000,000	13,448,207,220
Ministry of Health	1,527,592,697	686,000,000	-	2,213,592,697	9,812,000,000	12,025,592,697
Hospitals Management Board	10,933,848,966	91,350,000	-	11,025,198,966	760,400,000	11,785,598,966
State Universal Basic Education Board (SUBEB) Headquarters	624,069,162	154,350,000	-	778,419,162	9,444,000,000	10,222,419,162
Ondo State Oil Producing Area Development Commission	-	-	10,100,000,000	10,100,000,000	-	10,100,000,000
Ministry of Economic Planning and Budget	128,456,179	4,980,000,000	-	5,108,456,179	3,000,000,000	8,108,456,179
Ondo State Agri-Business Empowerment Centre ( OSAEC )	148,077,785	60,363,000	-	208,440,785	7,303,835,000	7,512,275,785
Ministry of Environment	250,375,858	210,000,000	-	460,375,858	6,993,000,000	7,453,375,858
Ondo State Internal Revenue Service	-	-	7,265,000,000	7,265,000,000	-	7,265,000,000
Other Main Orgs	42,489,393,168	37,001,646,573	3,577,445,000	83,068,484,742	89,074,286,508	172,142,771,250
<b>Total Expenditure</b>	<b>104,732,766,316</b>	<b>117,335,653,684</b>	<b>42,969,076,000</b>	<b>265,037,496,000</b>	<b>433,622,000,000</b>	<b>698,659,496,000</b>





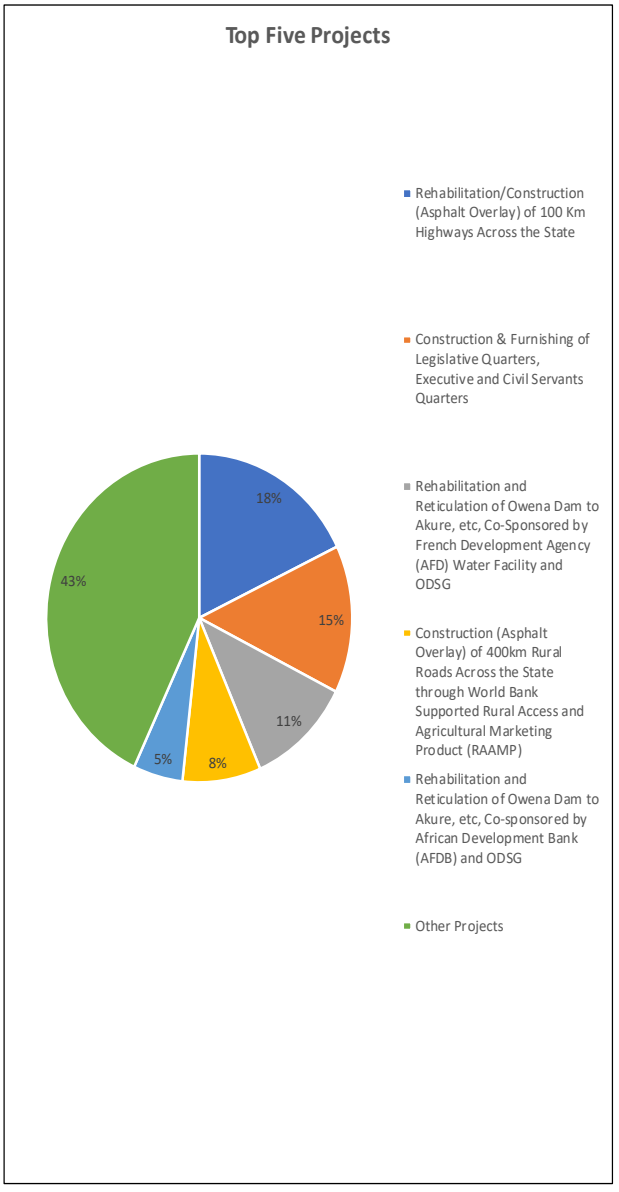
## **Section 5      What are the major Investments being made by the State?**

The State government, as part of the measure to bring about meaningful development to the State, will be pursuing the following investment among others:

- Driving the Establishment of Port-Ondo.
- Construction/Rehabilitation (Asphalt Overlay) of State Highways
- Construction & Furnishing of Legislative Quarters, Executive and Civil Servants Quarters.
- Rehabilitation and Reticulation of Owena Dam to Akure etc. Co-Sponsored by French Development Agency (AFD), African Development Bank (AFDB) and ODSG;
- Construction of 400km of rural roads with asphalt overlay across the state, supported by the World Bank's Rural Access and Agricultural Marketing Project (RAAMP);
- Construction/Rehabilitation of Basic Schools Infrastructure Across the State and Execution of other UBEC programs.
- Building of new High Court complex;
- Development/Transformation of Agriculture Sector for Economy Diversification, through provision of Agric Infrastructure, Machineries & Equipment across the 3 Senatorial Districts;
- Renovation of Public Secondary Schools across the State;
- Establishment of 9 Model Technical Colleges with Classrooms and Modern Workshops/Laboratories across the State;
- Establishment of Agro-Processing Centres Across the state (Cassava Processing, Aqua Culture) in Partnership with African Union Development Agency-New Partnership for Africa's Development (AUDA-NEPAD)
- Patching & asphalt overlay of roads across the State.

**Table 5 Largest Capital Expenditure Projects**

What are the major Capital Investments we are planning?		
Project Description	2025 Budget	Location
Rehabilitation/Construction (Asphalt Overlay) of 100 Km Highways Across the State	61,500,000,000	State Wide
Construction & Furnishing of Legislative Quarters, Executive and Civil Servants Quarters	50,000,000,000	Akure South
Rehabilitation and Reticulation of Owena Dam to Akure, etc, Co-Sponsored by French Development Agency (AFD) Water Facility and ODSG	38,100,000,000	Akure South
Construction (Asphalt Overlay) of 400km Rural Roads Across the State through World Bank Supported Rural Access and Agricultural Marketing Product (RAAMP)	28,500,000,000	State Wide
Rehabilitation and Reticulation of Owena Dam to Akure, etc, Co-sponsored by African Development Bank (AFDB) and ODSG	18,000,000,000	Akure South
Construction/Rehabilitation of Basic Schools Infrastructure Across the State and Execution of Other UBEC programmes	8,500,000,000	State Wide
Building of new High Court Complex	8,000,000,000	State Wide
Development/Transformation of Agriculture Sector for Economy Diversification, Provision of Agric Infrastructure, Machineries & Equipment across the 3 Senatorial Districts	7,500,000,000	State Wide
Renovation of public Secondary Schools across the State	7,211,500,000	State Wide
Establishment of Nine (9) Model Technical Colleges with 50 Classrooms and Modern Workshops/Laboratories (per College) Across the State	7,000,000,000	State Wide
Establishment of Agro-Processing Centres Across the state (Cassava Processing, Aqua Culture) in Partnership with African Union Development Agency-New Partnership for Africa's Development (AUDA-NEPAD)-Co-financing	6,130,000,000	State Wide
Allocation to the Direct Labour Engineering Unit(DILEU)Ministry of Works for patching & asphalt overlay of roads (State Wide)	6,000,000,000	State Wide
Construction and Furnishing of New Governor Lodge & Banquet Hall	6,000,000,000	Akure South
Nigerian Women Projects (NWP) (Renovation/Creation of NWP Offices, Creation of Women Affiliation Groups/Cooperatives, etc across the State) World Bank Assisted Project (Co-Sponsored)	5,450,000,000	State Wide
Construction of Shoreline as Short term Intervention to Keep Sea Incursion at Bay at Ayetoro in Ilaje Local Government Area	5,000,000,000	Ilaje
Construction of 48km Ondo Bye-Pass, Laje-Lagos Express Way	5,000,000,000	Ondo West
Installation of Solar Street Light in the 18 LGA Headquarters	5,000,000,000	State Wide
Installation of Security Surveillance Gadgets across Major Cities in the State, Hardware, 50 Nos. Armoured Security Vehicles and Others (SV)	4,500,000,000	State Wide
Nigerian Immunization Plus and Malaria Progress by Accelerating Coverage and Transforming Services (IMPACT)- World Bank Assisted Project	4,230,000,000	State Wide
Light-Up Major Cities Across the State	4,000,000,000	State Wide
Other Projects	148,000,500,000	
<b>Total Capital Expenditure</b>	<b>433,622,000,000</b>	



## **Section 6 Which Citizens Nominated Projects have been included in the Budget?**

Ondo State has made it an annual practice to engage the citizens throughout the budget development process. The State from the start through the government officials in collaboration with members of the State House of Assembly, civil societies organisations, community-based organisations, community leaders and academia conducted a sensitisation workshop on Medium Term Expenditure Framework (MTEF) to present and give details explanations on the projection on revenue and expenditure of the State.

Also, town hall meetings are conducted across the five zones of the State (Akoko, Owo Ondo Okitipupa & Akure zones) as organised by the Ondo State Budget Office, Ministry of Economic Planning and Budget for citizens' demands and other inputs into the State budget.

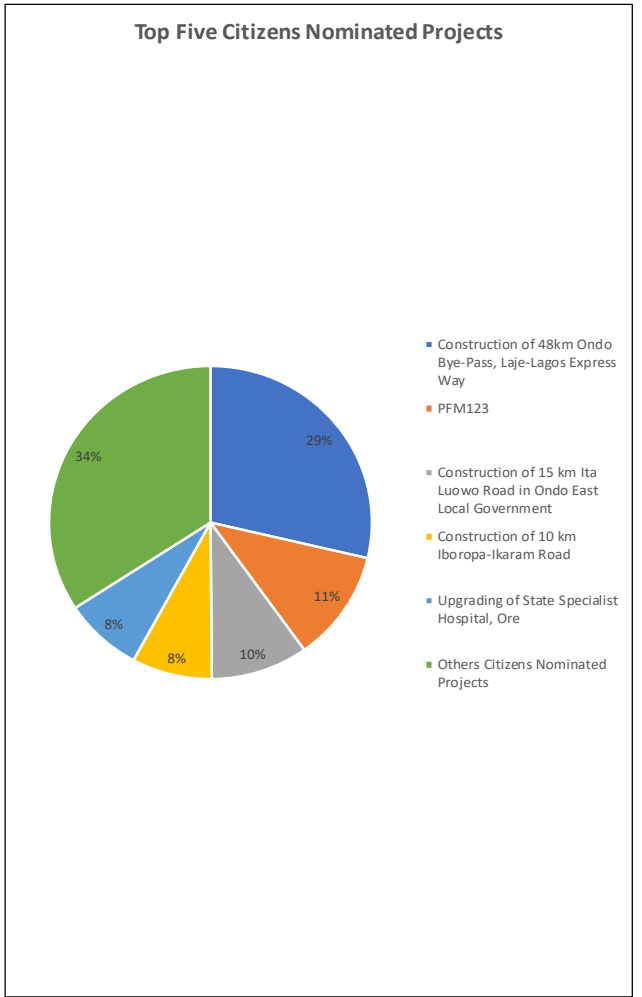
Furthermore, there is also citizen representative during budget bilateral discussions in the Ministry across all the sectors.

The following are the top five key citizens nominated projects included in the approved budget:

- Construction of 48km Ondo Bye-Pass, Laje-Lagos Express Way;
- Procurement of Appropriate Fishing Gears/Equipment for 1,000 fishermen in Riverine Areas, (Ilaje LGA)
- Construction of 5 km Ipele Township Road, Ipele, Owo LGA
- Construction of 10 km Iboropa-Ikaram Road.
- Upgrading of State Specialist Hospital, Ore.

**Table 6 Citizens Nominated Projects**

How much have we allocated to Citizens Nominated Projects?		
Project Description	2025 Budget	Location
Construction of 48km Ondo Bye-Pass, Laje-Lagos Express Way	5,000,000,000	Ondo West
PFM123	2,000,000,000	Idanre
Construction of 15 km Ita Luowo Road in Ondo East Local Government	1,700,000,000	Ondo East
Construction of 10 km Iboropa-Ikaram Road	1,403,000,000	Akoko North west
Upgrading of State Specialist Hospital, Ore	1,380,000,000	Odigbo
Procurement of Appropriate Fishing Gears/Equipment for 1,000 fishermen in Riverine Areas, (Ilaje LGA)	1,090,500,000	Ilaje
Monitoring of State's Waterways including Clearing of Water Hycinth/Weeds along State Waterways and Allied Matters	995,600,000	State Wide
Procurement of 4 units of Tractors with complementary implements for Farm Mechanisation/ Land development	770,997,890	State Wide
Construction of 3.8 km Royal Estate Road, Ejioba, Oba-Ile, Akure	600,000,000	Akure North
Construction of 1.5km Palace Rd, Igodan Lisa, Okitipupa	500,000,000	Okitipupa
Construction of 4.75 km selected roads in Igbobini and Agadagba, Ese-Odo LGA, Akure, Ondo State	500,000,000	Ese-Odo
Construction of 2, 3 Classroom Building, ECCDE Building and 2-Bay Toilets at Primary Schools at Alao Ademua Memorial Model Isua, C.A.C./Muslim United, Community Demonstration, Community Epinmi and Others in Akoko N/E LGA	287,090,979	Akoko North East
Construction of 5 km Ipele Township Road, Ipele, Owo LGA	250,000,000	Owo
Construction of 2, 3 Classroom Building, ECCDE Building and 2-Bay Toilets at A.U.D.Primary School, Idoani, Ansar - U - Deen Primary School, Ifon and Ansar - Ud - Deen Primary School, Idogun and others in Ose LGA	209,966,184	Ose
Construction/Completion of 5km Sunday Bus-Stop - Abusoro Road	200,000,000	Akure South
Construction of 2, 3 Classroom Building, ECCDE Building and 2-Bay Toilets at Baptist Day Pry Schl, Ile Oluji, C.A.C Comm Pry School, Okeigbo, Cherubim and Seraphim Pry School, Ile Oluji and others	170,604,444	Ile-Oluji/Oke-Igbo
Construction and Asphalt Overlay of Iboropa 2Km Road	150,000,000	Akoko South East
Construction of 2, 3 Classroom Building, ECCDE Building and 2-Bay Toilets at Christ's Ang Schl, Ajagboto, Comm Pry School, Aro Igbara Oke, Comm Pry School, Erigi Isarun, Comm Pry School, Ero and others	129,739,285	Ifedore
Construction of Irele township Roads (15.4 km)	100,000,000	Irele
Establishment of TechHub at Akungba Akoko	100,000,000	Akoko South West
Others Citizens Nominated Projects	5,962,501,219	
<b>Total Value of Citizens Nominated Projects</b>	<b>23,500,000,000</b>	

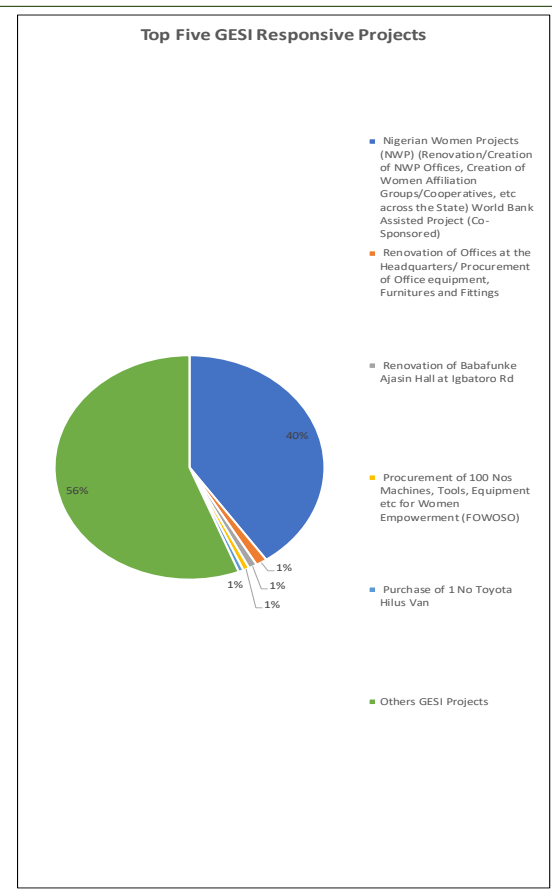


**Section 7 How is the State responding to the Gender, Equity and Social Inclusion needs of its Citizens?**

Gender and social inclusion is a component in the budget call circular issued to all the sectors as one of the budget best practices adopted by Ondo State. Gender, youth and vulnerable have been considered in allocating state resources where the Ministry of Women Affairs and Social Welfare, Agency Against Gender-Based Violence, At Risk Children Advisory Committee Office, Ministry of Youth and Sports Development, Ministry of Health, Ministry of Education as well as Agency of People with Disability play a vital role for ensuring inclusiveness in the budget. The sum of N13.8bn was allocated in the approved budget to implement gender and inclusive projects in the 2025 fiscal year.

**Table 7 Projects that respond to GESI Needs**

How much have we allocated to Gender, Equity and Social Inclusion responsive Projects?		
Project Description	2025 Budget	Implementing MDA
Nigerian Women Projects (NWP) (Renovation/Creation of NWP Offices, Creation of Women Affiliation Groups/Cooperatives, etc across the State) World Bank Assisted Project (Co-Sponsored)	5,450,000,000	Ministry of Women Affairs and Social Development
Renovation of Offices at the Headquarters/ Procurement of Office equipment, Furnitures and Fittings	182,000,000	Ministry of Women Affairs and Social Development
Renovation of Babafunke Ajasin Hall at Igbatoro Rd	135,000,000	Ministry of Women Affairs and Social Development
Procurement of 100 Nos Machines, Tools, Equipment etc for Women Empowerment (FOWOSO)	100,000,000	Ministry of Women Affairs and Social Development
Purchase of 1 No Toyota Hilus Van	80,500,000	Ondo State Agency Against Gender Based Violence (OSAA-GBV)
Construction of GBV Survivors' Shelter for OSAA-GBV at Eleyowo, Akure	60,000,000	Ondo State Agency Against Gender Based Violence (OSAA-GBV)
Conctruction of Shelter, Provision of educational materials, etc for At Risk Children	50,000,000	At Risk Children Advisory Committee Office
Completion/Renovation of Correctional Centre/Motherless Children Home, Akure	43,500,000	Ministry of Women Affairs and Social Development
Renovation of Daycare/Creche and Procurement of Toys babyCot Walkers, Beddings etc	35,000,000	Ministry of Women Affairs and Social Development
Renovation of Zonal Offices across the State/Procurement of Equipment	30,000,000	Ministry of Women Affairs and Social Development
Renovation of Building/temporary Shelter for Victims of Gender Based Violence	30,000,000	Ondo State Agency Against Gender Based Violence (OSAA-GBV)
Human Capital Development for Focal Officers on Women and Children Protection Project	22,000,000	Ministry of Women Affairs and Social Development
Procurement of 8 Nos Boxer Motorcycles for Zonal Offices and the Headquarters	20,000,000	Ministry of Women Affairs and Social Development
Monitoring of Gender Related Programmes/Projects	20,000,000	Agency for the Welfare of the Physically Challenged Persons
Monitoring of Sex and Reproductive Health- State Govt contribution to United Nations Fund for Population Activities (UNFPA) Programme	11,428,000	Ondo State Agency Against Gender Based Violence (OSAA-GBV)
Renovation of Building (Sexual Assault Referral Centre)	10,370,000	Ondo State Agency Against Gender Based Violence (OSAA-GBV)
Purchase of 200 Nos Uniform, Sandals, 100 Nos Furniture & Bedding etc for Inmate of Remand Home and Children Home	10,000,000	Ministry of Women Affairs and Social Development
Installation of 2.5KVA Solar Power for Gender-Based Violence Office	5,230,000	Ondo State Agency Against Gender Based Violence (OSAA-GBV)
Establishment of Statistical Databank at the Ministry of Women Affairs	5,000,000	Ministry of Women Affairs and Social Development
Monitoring of Children Parliament Activities	2,500,000	Ministry of Women Affairs and Social Development
Others GESI Projects	7,549,672,000	
<b>Total Value of GESI Responsive Projects</b>	<b>13,852,200,000</b>	



**Section 8 How does the current year budget compare to last year’s Budget and Out-Turn?**

Presented in Table 8 and Table 9 below is the breakdown of the revenue and expenditure composition compared with the previous year’s budget and performance outturn. Table 10, Table 11 and Table 12 present the budgeted expenditure for recurrent, capital, and total expenditure for the top 20 ministries compared with the previous year’s budget figures and budget out-turn.

**Table 8 Comparison of Revenue Estimates with Prior Year**

How do our Revenue Estimates for 2025 compare to what we budgeted and actually collected in 2024?							
Revenue	2025 Budget	2024 Original Budget		2024 Final Budget		2024 Out-Turn	
		Provision	% Increase/Decrease in 2025 Budget	Provision	% Increase/Decrease in 2025 Budget	Amount	% Increase/Decrease in 2025 Budget
Opening Balance	163,165,939,484	22,337,786,552	630.4%	22,337,786,552	630.4%	14,584,000,000	1018.8%
Federation Account	265,562,049,516	214,633,480,498	23.7%	313,421,580,498	-15.3%	316,609,665,168	-16.1%
Statutory Allocation	28,753,049,516	45,367,453,580	-36.6%	20,367,453,580	41.2%	14,041,142,392	104.8%
Derivation	25,250,000,000	30,524,211,875	-17.3%	30,524,211,875	-17.3%	19,824,730,966	27.4%
VAT	71,559,000,000	30,301,829,040	136.2%	62,301,829,040	14.9%	67,002,413,802	6.8%
Other FAAC Receipts	140,000,000,000	108,439,986,003	29.1%	200,228,086,003	-30.1%	215,741,378,007	-35.1%
<b>Internally Generated Revenues</b>	<b>43,345,691,000</b>	<b>33,639,332,950</b>	<b>28.9%</b>	<b>33,639,332,950</b>	<b>28.9%</b>	<b>33,549,175,366</b>	<b>29.2%</b>
<i>Tax Revenue, of which</i>	<i>26,166,828,668</i>	<i>23,063,290,758</i>	<i>13.5%</i>	<i>23,063,290,758</i>	<i>13.5%</i>	<i>19,130,920,589</i>	<i>36.8%</i>
Tax Revenues - Personal	18,566,052,460	17,580,019,592	5.6%	17,580,019,592	5.6%	12,120,303,453	53.2%
Tax Revenue - Other	7,600,776,208	5,483,271,166	38.6%	5,483,271,166	38.6%	7,010,617,137	8.4%
Non-Tax Revenue	17,178,862,332	10,576,042,192	62.4%	10,576,042,192	62.4%	14,418,254,776	19.1%
<b>Other Sources</b>	<b>226,585,816,000</b>	<b>124,646,400,000</b>	<b>81.8%</b>	<b>122,646,400,000</b>	<b>84.7%</b>	<b>78,053,143,272</b>	<b>190.3%</b>
Aids and Grants	11,493,200,000	43,700,000,000	-73.7%	53,800,000,000	-78.6%	48,026,786,755	-76.1%
Loans	210,842,616,000	78,746,400,000	167.7%	66,646,400,000	216.4%	29,153,999,156	623.2%
Other Receipts	4,250,000,000	2,200,000,000	93.2%	2,200,000,000	93.2%	872,357,361	387.2%
<b>Total Revenue (including Opening Balance)</b>	<b>698,659,496,000</b>	<b>395,257,000,000</b>	<b>76.8%</b>	<b>492,045,100,000</b>	<b>42.0%</b>	<b>442,795,983,805</b>	<b>57.8%</b>

**Table 9 Comparison of Expenditure Estimates with Prior Year**

How do our Expenditure Estimates for 2025 compare to what we budgeted and actually spent in 2024?							
Expenditure	2025 Budget	2024 Original Budget		2024 Final Budget		2024 Out-Turn	
		Provision	% Increase/Decrease in 2025 Budget	Provision	% Increase/Decrease in 2025 Budget	Amount	% Increase/Decrease in 2025 Budget
<b>Personnel</b>	<b>139,726,120,000</b>	<b>75,830,158,936</b>	<b>84.3%</b>	<b>86,142,564,780</b>	<b>62.2%</b>	<b>75,959,761,086</b>	<b>83.9%</b>
Salaries, Wages and Allowances	112,966,120,000	58,282,356,112	93.8%	64,962,623,589	73.9%	55,510,249,872	103.5%
Social Contributions	2,410,000,000	1,760,000,000	36.9%	1,760,000,000	36.9%	1,276,382,234	88.8%
Social Benefits	24,350,000,000	15,787,802,824	54.2%	19,419,941,191	25.4%	19,173,128,980	27.0%
<b>Other Recurrent</b>	<b>125,311,376,000</b>	<b>97,167,013,564</b>	<b>29.0%</b>	<b>160,585,288,006</b>	<b>-22.0%</b>	<b>140,503,866,391</b>	<b>-10.8%</b>
Overheads	55,958,000,000	38,338,746,600	46.0%	45,626,917,242	22.6%	31,035,999,736	80.3%
Public Debt Charges	22,026,631,000	16,316,930,000	35.0%	71,347,033,800	-69.1%	82,214,685,994	-73.2%
Transfers of State IGR to LGCs	3,577,445,000	2,671,508,971	33.9%	2,671,508,971	33.9%	240,000,000	1390.6%
Others (Grants, Subsidies, Other Transfers)	43,749,300,000	39,839,827,993	9.8%	40,939,827,993	6.9%	27,013,180,660	62.0%
<b>Capital</b>	<b>433,622,000,000</b>	<b>222,259,827,500</b>	<b>95.1%</b>	<b>245,317,247,214</b>	<b>76.8%</b>	<b>80,674,430,390</b>	<b>437.5%</b>
Other Provisions (Contingency)	-	-		-		-	
<b>Total Expenditure (including Contingencies)</b>	<b>698,659,496,000</b>	<b>395,257,000,000</b>	<b>76.8%</b>	<b>492,045,100,000</b>	<b>42.0%</b>	<b>297,138,057,867</b>	<b>135.1%</b>

**Table 10 Comparison of Ministerial Budget Provisions with Prior Year (Top 20 Ministries) – Recurrent Expenditure**

How much have we allocated to each Ministry in 2025 for Recurrent Expenditure compared to what they were allocated and what they actually spent in 2024?							
Recurrent Expenditure by Ministry (Top 20 Spending Ministries)	2025 Budget	2024 Original Budget		2024 Final Budget		2024 Out-Turn	
		Provision	% Increase/Decrease in 2025 Budget	Provision	% Increase/Decrease in 2025 Budget	Amount	% Increase/Decrease in 2025 Budget
Ministry of Works and Infrastructure	786,428,031	56,866,829,597	-98.6%	65,954,991,978	-98.8%	16,199,757,129	-95.1%
Ministry of Lands and Housing	512,150,609	4,970,841,203	-89.7%	6,649,750,435	-92.3%	1,617,136,432	-68.3%
Ondo State Water Corporation	644,462,036	24,263,101,907	-97.3%	24,599,399,990	-97.4%	174,035,463	270.3%
Ministry of Finance	44,001,000,000	32,819,251,991	34.1%	40,612,321,609	8.3%	7,223,392,771	509.1%
Teaching Service Commission	40,621,982,755	21,847,638,806	85.9%	24,187,808,102	67.9%	10,680,562,148	280.3%
Ondo State Rural Access and Agricultural Marketing Project (RAA)	71,457,606	16,519,315,405	-99.6%	16,520,845,515	-99.6%	12,109,785	490.1%
Ondo State University of Medical Sciences Teaching Hospital	17,536,946,190	9,870,000,000	77.7%	8,870,000,000	97.7%	-	
Debt Management Office	22,196,631,000	16,487,830,000	34.6%	71,517,933,800	-69.0%	17,553,585,892	26.5%
Ondo State Judiciary	5,966,997,920	11,778,387,007	-49.3%	14,402,903,223	-58.6%	745,131,447	700.8%
Ministry of Agriculture	989,264,243	5,295,638,246	-81.3%	7,275,774,459	-86.4%	206,563,484	378.9%
State House of Assembly	7,800,000,000	9,280,500,000	-16.0%	8,326,870,557	-6.3%	1,034,125,777	654.3%
Ministry of Education, Science and Technology	3,682,207,220	6,495,037,476	-43.3%	6,297,515,443	-41.5%	543,751,899	577.2%
Ministry of Health	2,213,592,697	10,800,196,241	-79.5%	6,666,137,641	-66.8%	333,340,721	564.1%
Hospitals Management Board	11,025,198,966	8,803,444,004	25.2%	11,649,450,673	-5.4%	5,017,416,133	119.7%
State Universal Basic Education Board (SUBEB) Headquarters	778,419,162	4,663,201,787	-83.3%	8,551,128,416	-90.9%	2,179,290,175	-64.3%
Ondo State Oil Producing Area Development Commission	10,100,000,000	12,209,684,750	-17.3%	12,209,684,750	-17.3%	2,246,047,724	349.7%
Ministry of Economic Planning and Budget	5,108,456,179	8,161,174,108	-37.4%	11,060,361,420	-53.8%	4,321,550,608	18.2%
Ondo State Agri-Business Empowerment Centre ( OSAEC )	208,440,785	2,117,862,024	-90.2%	2,148,880,847	-90.3%	30,205,719	590.1%
Ministry of Environment	460,375,858	3,235,595,043	-85.8%	2,971,839,899	-84.5%	171,857,195	167.9%
Ondo State Internal Revenue Service	7,265,000,000	6,441,600,192	12.8%	6,324,243,243	14.9%	2,491,703,834	191.6%
Other Main Orgs	83,068,484,742	122,329,870,212	-32.1%	135,247,258,001	-38.6%	18,337,313,645	353.0%
<b>Total Expenditure</b>	<b>265,037,496,000</b>	<b>395,257,000,000</b>	<b>-32.9%</b>	<b>492,045,100,000</b>	<b>-46.1%</b>	<b>91,118,877,983</b>	<b>190.9%</b>

**Table 11 Comparison of Ministerial Budget Provisions with Prior Year (Top 20 Ministries) – Capital Expenditure**

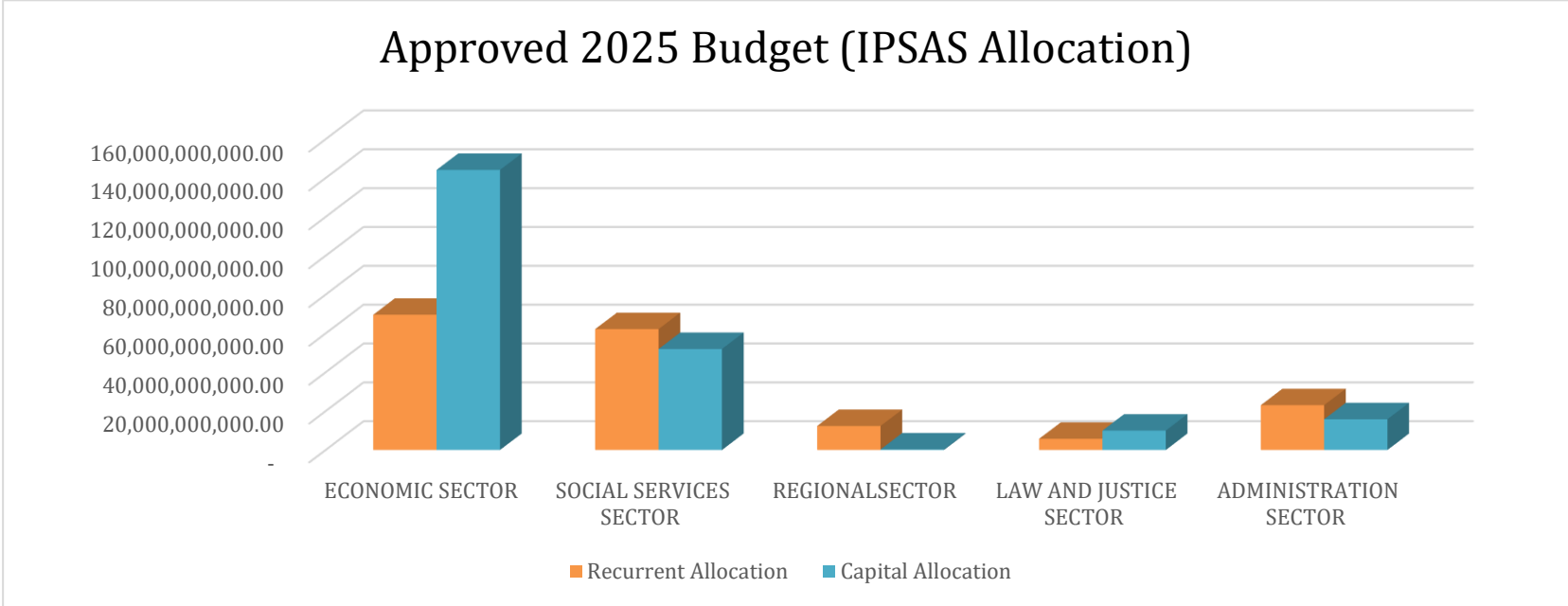
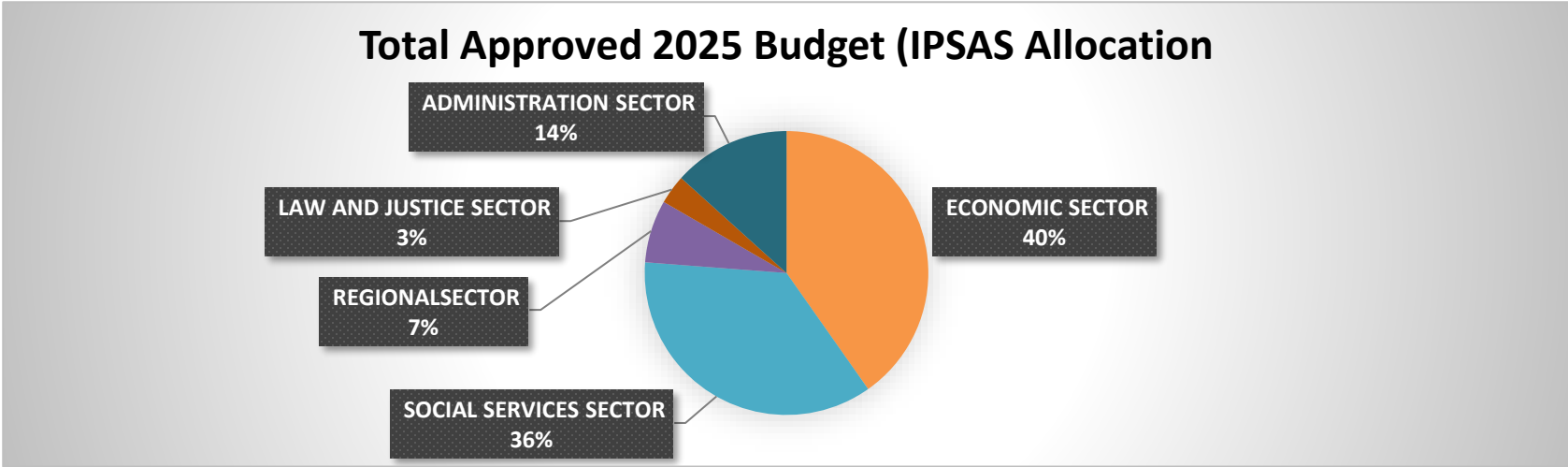
How much have we allocated to each Ministry in 2025 for Capital Expenditure compared to what they were allocated and what they actually spent in 2024?							
Capital Expenditure by Ministry (Top 20 Spending Ministries)	2025 Budget	2024 Original Budget		2024 Final Budget		2024 Out-Turn	
		Provision	% Increase/Decrease in 2025 Budget	Provision	% Increase/Decrease in 2025 Budget	Amount	% Increase/Decrease in 2025 Budget
Ministry of Works and Infrastructure	107,450,000,000	56,360,000,000	90.6%	65,265,000,000	64.6%	16,062,934,801	568.9%
Ministry of Lands and Housing	60,800,000,000	4,735,500,000	1183.9%	6,285,500,000	867.3%	1,560,182,503	3797.0%
Ondo State Water Corporation	57,887,315,000	23,894,862,500	142.3%	24,122,444,964	140.0%	87,173,088	66305.0%
Ministry of Finance	5,230,000,000	3,900,000,000	34.1%	5,702,531,250	-8.3%	808,053,961	547.2%
Teaching Service Commission	68,300,000	31,350,000	117.9%	31,350,000	117.9%	-	
Ondo State Rural Access and Agricultural Marketing Project (RAA)	28,600,000,000	16,470,000,000	73.6%	16,470,000,000	73.6%	-	
Ondo State University of Medical Sciences Teaching Hospital	6,000,000,000	4,440,000,000	35.1%	3,440,000,000	74.4%	-	
Debt Management Office	10,000,000	10,000,000		10,000,000		-	
Ondo State Judiciary	10,585,000,000	8,500,000,000	24.5%	10,600,000,000	-0.1%	-	
Ministry of Agriculture	15,098,863,492	4,876,100,000	209.7%	6,561,300,000	130.1%	65,000,000	23129.0%
State House of Assembly	5,739,000,000	3,083,050,000	86.1%	3,083,050,000	86.1%	35,028,500	16283.8%
Ministry of Education, Science and Technology	9,766,000,000	4,136,296,000	136.1%	3,696,296,000	164.2%	1,729,000	564735.2%
Ministry of Health	9,812,000,000	9,755,000,000	0.6%	5,255,000,000	86.7%	2,388,500	410701.8%
Hospitals Management Board	760,400,000	515,000,000	47.7%	515,000,000	47.7%	615,000	123542.3%
State Universal Basic Education Board (SUBEB) Headquarters	9,444,000,000	4,174,000,000	126.3%	8,124,000,000	16.2%	2,065,791,087	357.2%
Ondo State Oil Producing Area Development Commission	-	-		-		-	
Ministry of Economic Planning and Budget	3,000,000,000	4,840,000,000	-38.0%	5,990,000,000	-49.9%	2,704,396,339	10.9%
Ondo State Agri-Business Empowerment Centre ( OSAEC )	7,303,835,000	2,026,611,000	260.4%	2,026,611,000	260.4%	-	
Ministry of Environment	6,993,000,000	2,893,000,000	141.7%	2,593,000,000	169.7%	124,050,000	5537.2%
Ondo State Internal Revenue Service	-	-		-		-	
Other Main Orgs	89,074,286,508	67,619,058,000	31.7%	75,546,164,000	17.9%	7,200,201,900	1137.1%
<b>Total Expenditure</b>	<b>433,622,000,000</b>	<b>222,259,827,500</b>	<b>95.1%</b>	<b>245,317,247,214</b>	<b>76.8%</b>	<b>30,717,544,678</b>	<b>1311.6%</b>



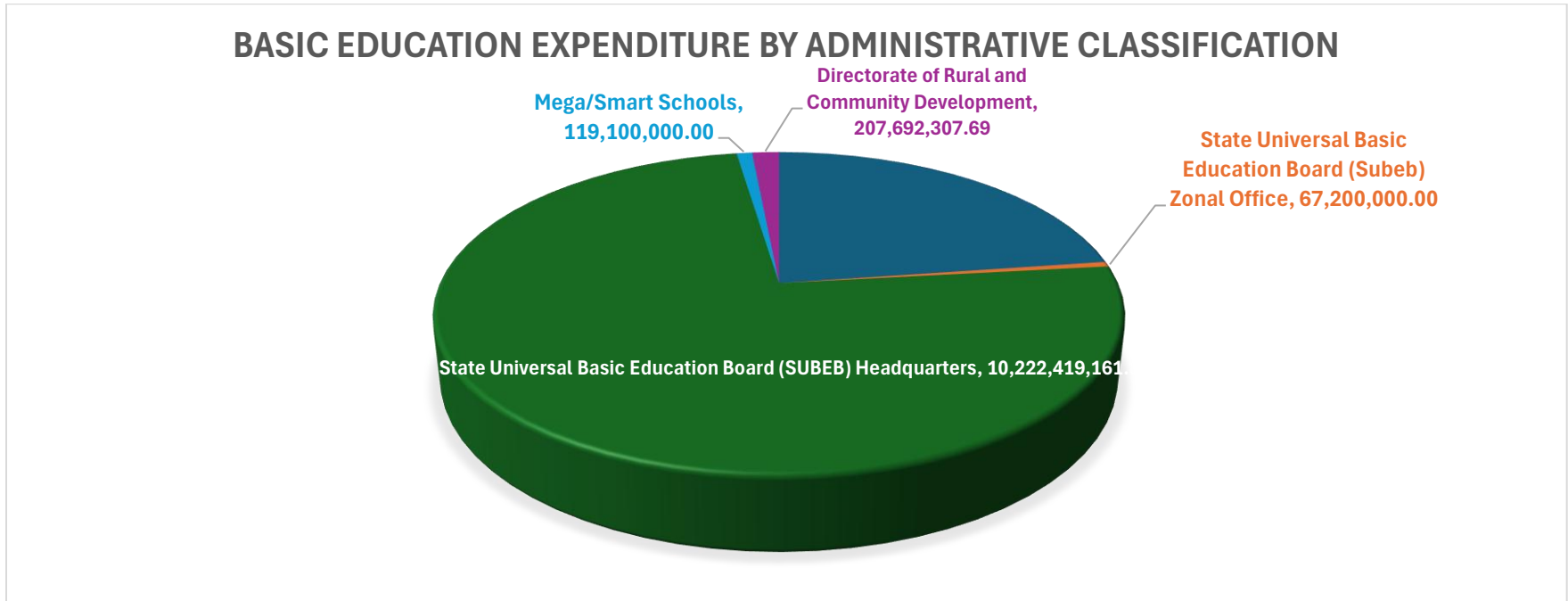
**Table 12 Comparison of Ministerial Budget Provisions with Prior Year (Top 20 Ministries) – Total Expenditure**

How much have we allocated to each Ministry in 2025 for Total Expenditure compared to what they were allocated and what they actually spent in 2024?							
Total Expenditure by Ministry (Top 20 Spending Ministries)	2025 Budget	2024 Original Budget		2024 Final Budget		2024 Out-Turn	
		Provision	% Increase/Decrease in 2025 Budget	Provision	% Increase/Decrease in 2025 Budget	Amount	% Increase/Decrease in 2025 Budget
Ministry of Works and Infrastructure	108,236,428,031	113,226,829,597	-4.4%	131,219,991,978	-17.5%	32,262,691,930	235.5%
Ministry of Lands and Housing	61,312,150,609	9,706,341,203	531.7%	12,935,250,435	374.0%	3,177,318,936	1829.7%
Ondo State Water Corporation	58,531,777,036	48,157,964,407	21.5%	48,721,844,954	20.1%	261,208,551	22308.1%
Ministry of Finance	49,231,000,000	36,719,251,991	34.1%	46,314,852,859	6.3%	8,031,446,732	513.0%
Teaching Service Commission	40,690,282,755	21,878,988,806	86.0%	24,219,158,102	68.0%	10,680,562,148	281.0%
Ondo State Rural Access and Agricultural Marketing Project (RAA)	28,671,457,606	32,989,315,405	-13.1%	32,990,845,515	-13.1%	12,109,785	236662.7%
Ondo State University of Medical Sciences Teaching Hospital	23,536,946,190	14,310,000,000	64.5%	12,310,000,000	91.2%	-	
Debt Management Office	22,206,631,000	16,497,830,000	34.6%	71,527,933,800	-69.0%	17,553,585,892	26.5%
Ondo State Judiciary	16,551,997,920	20,278,387,007	-18.4%	25,002,903,223	-33.8%	745,131,447	2121.4%
Ministry of Agriculture	16,088,127,735	10,171,738,246	58.2%	13,837,074,459	16.3%	271,563,484	5824.3%
State House of Assembly	13,539,000,000	12,363,550,000	9.5%	11,409,920,557	18.7%	1,069,154,277	1166.3%
Ministry of Education, Science and Technology	13,448,207,220	10,631,333,476	26.5%	9,993,811,443	34.6%	545,480,899	2365.4%
Ministry of Health	12,025,592,697	20,555,196,241	-41.5%	11,921,137,641	0.9%	335,729,221	3481.9%
Hospitals Management Board	11,785,598,966	9,318,444,004	26.5%	12,164,450,673	-3.1%	5,018,031,133	134.9%
State Universal Basic Education Board (SUBEB) Headquarters	10,222,419,162	8,837,201,787	15.7%	16,675,128,416	-38.7%	4,245,081,262	140.8%
Ondo State Oil Producing Area Development Commission	10,100,000,000	12,209,684,750	-17.3%	12,209,684,750	-17.3%	2,246,047,724	349.7%
Ministry of Economic Planning and Budget	8,108,456,179	13,001,174,108	-37.6%	17,050,361,420	-52.4%	7,025,946,947	15.4%
Ondo State Agri-Business Empowerment Centre ( OSAEC )	7,512,275,785	4,144,473,024	81.3%	4,175,491,847	79.9%	30,205,719	24770.4%
Ministry of Environment	7,453,375,858	6,128,595,043	21.6%	5,564,839,899	33.9%	295,907,195	2418.8%
Ondo State Internal Revenue Service	7,265,000,000	6,441,600,192	12.8%	6,324,243,243	14.9%	2,491,703,834	191.6%
Other Main Orgs	172,142,771,250	189,948,928,212	-9.4%	210,793,422,001	-18.3%	25,537,515,545	574.1%
<b>Total Expenditure</b>	<b>698,659,496,000</b>	<b>617,516,827,500</b>	<b>13.1%</b>	<b>737,362,347,214</b>	<b>-5.2%</b>	<b>121,836,422,661</b>	<b>473.4%</b>

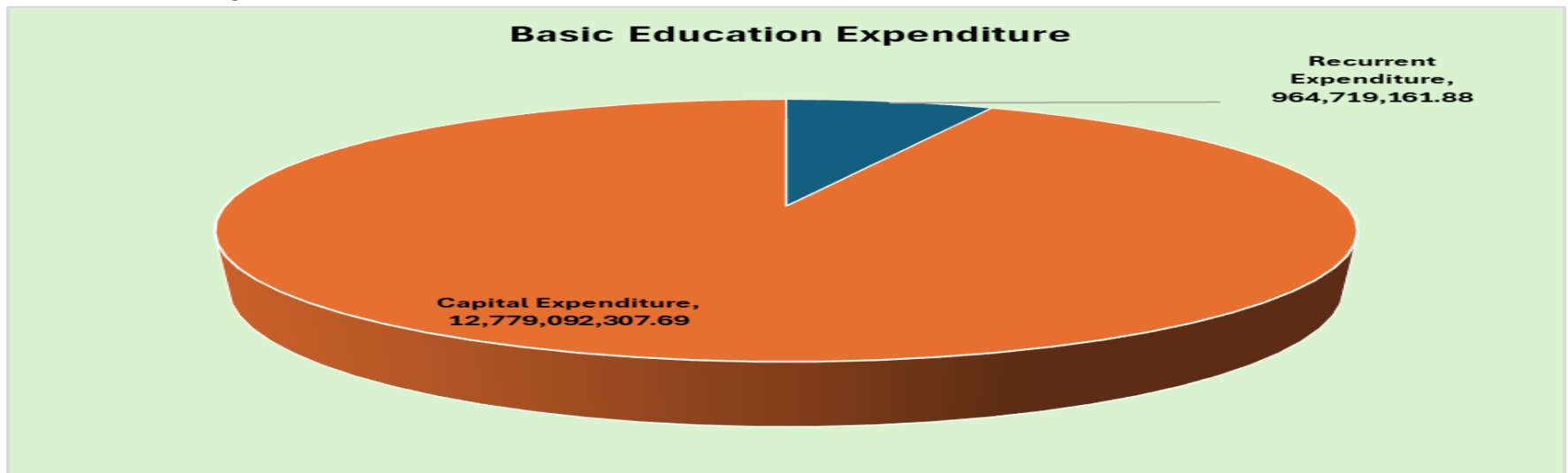
### Sector Budgeted Expenditure Allocation (IPSAS)

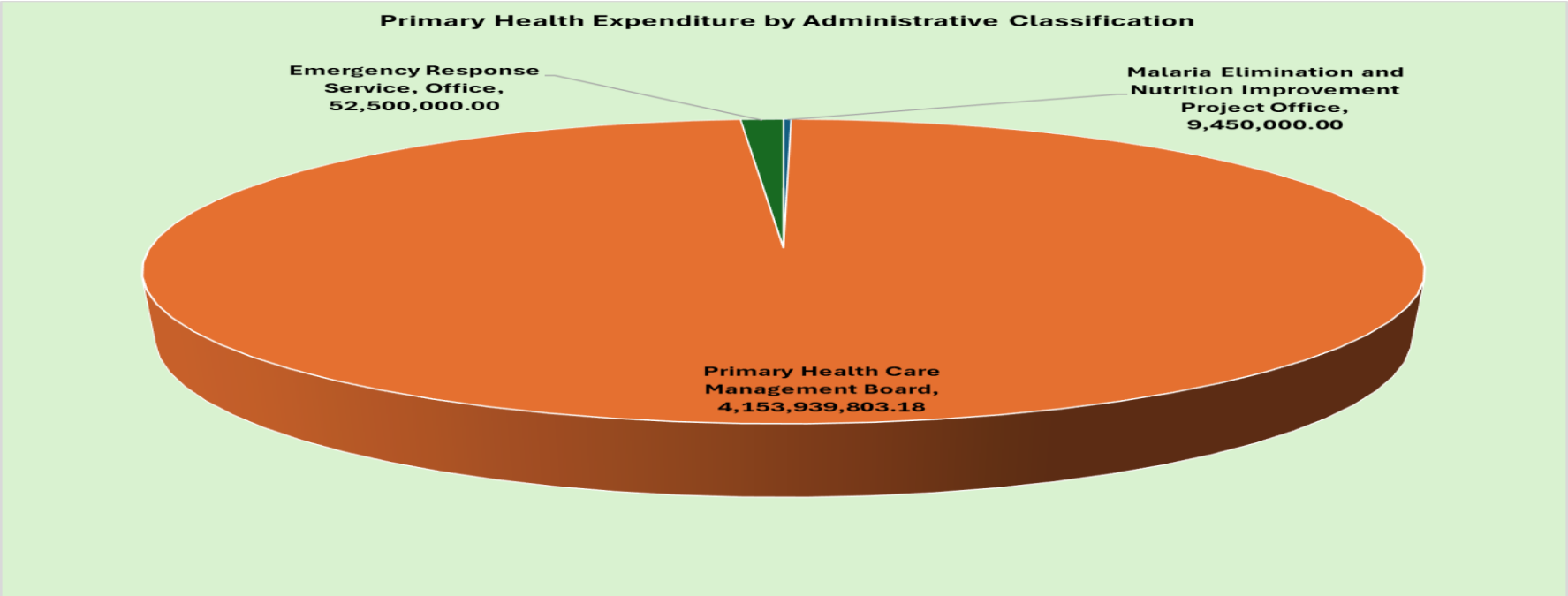


**Section 9 Allocations to Basic Education and Primary Health Care (HOPE Programme)**

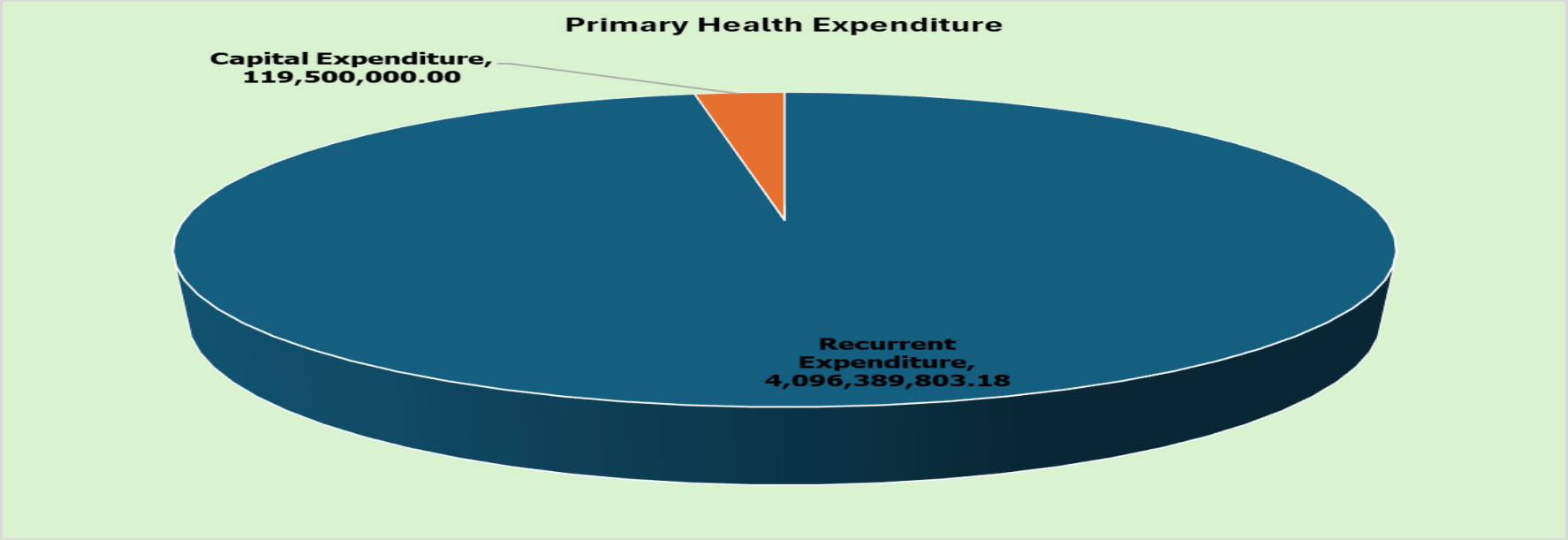


Total amount budgeted for Basic Education is ₦13,743,811,469.57





Total amount budgeted for Primary Health Care is ₦ 4,215,889,803.18



**Table 13 Allocations to Basic Education and Primary Health by MDAs in the 2025 Budget**

<b>HOPE PROGRAMME REPORT 1</b>		
<b>Ondo State Government 2025 Approved Budget - Basic Education Expenditure by Administrative Classification</b>		
<b>Code</b>	<b>Adminstrative Unit</b>	<b>2025 Approved Budget</b>
	<b><u>Total Expenditure</u></b>	<b><u>13,743,811,469.57</u></b>
<b>05000000000</b>	<b>Social Sector</b>	<b>13,743,811,469.57</b>
<b>05170000000</b>	<b>Ministry of Education, Science and Technology</b>	<b>13,536,119,161.88</b>
051700100100	Ministry of Education, Science and Technology	3,127,400,000.00
051700200100	State Universal Basic Education Board (SUBEB) Headquarters	10,222,419,161.88
051700200200	State Universal Basic Education Board (Subeb) Zonal Office	67,200,000.00
051700200300	Mega Schools	119,100,000.00
<b>05570000000</b>	<b>Ministry of Community Development and Cooperatives</b>	<b>207,692,307.69</b>
055700300100	Directorate of Rural and Community Development	207,692,307.69

13a

<b>Ondo State Government 2025 Approved Budget - Primary Health Expenditure by Administrative Classification</b>		
<b>Code</b>	<b>Adminstrative Unit</b>	<b>2025 Approved Budget</b>
	<b><u>Total Expenditure</u></b>	<b><u>4,215,889,803.18</u></b>
<b>05000000000</b>	<b>Social Sector</b>	<b>4,215,889,803.18</b>
<b>05210000000</b>	<b>Ministry of Health</b>	<b>4,215,889,803.18</b>
052100100200	Malaria Elimination and Nutrition Improvement Project Office	9,450,000.00
052100300100	Primary Health Care Management Board	4,153,939,803.18
052100800100	Emergency Response Service	52,500,000.00

13b

**Table 14 Allocations to Primary Health and Basic Education by projects**

<b>Primary Health Capital Expenditure by Project (HOPE PROJECTS)</b>			
<b>Project Name</b>	<b>2025 Approved Budget</b>	<b>Location Code and Description</b>	<b>Administrative Code and Description</b>
Completion of New Administrative block of Primary Health Care Agency Office Complex	71,050,000.00	62841900 - State Wide	052100300100 - Primary Health Care Management Board
Establishment of Integrated Neglected Tropical Disease (NTD) and Well Persons Clinic	10,000,000.00	62820600 - Akure South	052100300100 - Primary Health Care Management Board
Establishment of Vaccine Logistics Management Centre at the Hqtrs	15,000,000.00	62820600 - Akure South	052100300100 - Primary Health Care Management Board
Establishment of Centre for Food & Nutrition Campaign Programme in the State (Ondo State Govt Policy)	20,000,000.00	62820600 - Akure South	052100300100 - Primary Health Care Management Board
Procurement of 7 UPS Machines	700,000.00	62841900 - State Wide	052100300100 - Primary Health Care Management Board
Purchase of 10 Nos Thermocool 1HP Air Conditioners	2,750,000.00	62841900 - State Wide	052100300100 - Primary Health Care Management Board
<b>Total Top 20 Capital Projects</b>	<b>119,500,000.00</b>		
<b>Other projects</b>	<b>0.00</b>		
<b>Total Primary Health Capital Projects</b>	<b>119,500,000.00</b>		

14a

<b>TOP 20 BASIC EDUCATION CAPITAL PROJECTS (HOPE PROJECTS)</b>			
<b>Project Name</b>	<b>2025 Approved Budget</b>	<b>Location Code and Description</b>	<b>Administrative Code and Description</b>
Renovation of Public Junior Secondary Schools across the State	2,884,600,000.00	62841900 - State Wide	051700100100 - Ministry of Education, Science and Technology
Procurement of 6 Nos. Toyota Hilux Vehicles for Local Government Area Offices	504,000,000.00	62841900 - State Wide	051700200100 - State Universal Basic Education Board (SUBEB) Headquarters
Construction of 2, 3 Classroom Building, ECCDE Building and 2-Bay Toilets at Baptist Day Pry Schl, Atijere, Christ Ang Schl, Aboto, Christ First African Church Pry School, Odo Nla, Chuch Of Christ Pry Schl, Ori Oke Harama & others	357,324,444.44	62830800 - Ilaje	051700200100 - State Universal Basic Education Board (SUBEB) Headquarters
Construction of 2, 3 Classroom Building, ECCDE Building and 2-Bay Toilets at Primary Schools at Alao Ademua Memorial Model Isua, C.A.C./Muslim United, Community Demonstration, Community Epinmi and Others in Akoko N/E LGA	287,090,978.61	62810100 - Akoko North East	051700200100 - State Universal Basic Education Board (SUBEB) Headquarters
Construction of 2, 3 Classroom Building, ECCDE Building and 2-Bay Toilets at Ansar-Ud-Deen Primary School in Ajowa-Akoko, Ogbagi Akoko, Oyin and others in Akoko N/W LGA	249,276,991.03	62810200 - Akoko North West	051700200100 - State Universal Basic Education Board (SUBEB) Headquarters
Construction of 2, 3 Classroom Building, ECCDE Building and 2-Bay Toilets at Army Pry School Annex II, Akure Ayedun Community Primary School, Canaan-Land Comm Pry Schl, Ijoka & Christs Ang School Shagari Villagr, Akure and others	237,503,412.50	62820600 - Akure South	051700200100 - State Universal Basic Education Board (SUBEB) Headquarters
Construction of 2, 3 Classroom Building, ECCDE Building and 2-Bay Toilets at Ogo Olorun Primary School, Ondo, Olasunmi Motailatu Primary School, Ondo, Orimolade Community Primary School, Kajola and others in Ondo West LGA	237,503,412.50	62821600 - Ondo West	051700200100 - State Universal Basic Education Board (SUBEB) Headquarters
Renovation of 2,3 and 6 Classroom Building at Primary Schools at St. Mary Anglican Demonstration Owo, St. Paul's Anglican Owo and St. Saviour's C/S Owo and others in Owo LGA	232,927,956.52	62811800 - Owo	051700200100 - State Universal Basic Education Board (SUBEB) Headquarters
Monitoring of all SUBEB/UBEC Sponsored Capital Projects Across the State	220,000,000.00	62841900 - State Wide	051700200100 - State Universal Basic Education Board (SUBEB) Headquarters
Construction of 2, 3 Classroom Building, ECCDE Building and 2-Bay Toilets at Beulah Baptist Primary School, Ore, Cherubim and Seraphin Comm Pry School, Cherubim, Christ Anglican Primary School, Onitea and others in Odigbo LGA	219,564,444.44	62831300 - Odigbo	051700200100 - State Universal Basic Education Board (SUBEB) Headquarters
Construction of 2, 3 Classroom Building, ECCDE Building and 2-Bay Toilets at Primary Schools at St. Mary Anglican Demonstration Owo, St. Paul's Anglican Owo and St. Saviour's C/S Owo and others in Owo LGA	210,015,053.14	62811800 - Owo	051700200100 - State Universal Basic Education Board (SUBEB) Headquarters
Construction of 2, 3 Classroom Building, ECCDE Building and 2-Bay Toilets at A.U.D.Primary School, Idoani, Ansar - U - Deen Primary School, Ifon and Ansar - Ud - Deen Primary School, Idogun and others in Ose LGA	209,966,183.57	62811700 - Ose	051700200100 - State Universal Basic Education Board (SUBEB) Headquarters
Construction and Renovation of Classrooms across the state	200,000,000.00	62820600 - Akure South	051700200100 - State Universal Basic Education Board (SUBEB) Headquarters
Construction of 2, 3 Classroom Building, ECCDE Building and 2-Bay Toilets at Abadara Community primary school, Abadara, All Saint P/S Ikare, Saint Paul's Anglican School II, Auga Akoko and others in Akoko N/E LGA	199,506,556.25	62810100 - Akoko North East	051700200100 - State Universal Basic Education Board (SUBEB) Headquarters
Construction of 2, 3 Classroom Building, ECCDE Building and 2-Bay Toilets at C&S Zion Pry Schl, Ilutitun Osooro, Christ Apostolic Church Schl, Adewinle, Christ Apostolic Church Pry School, Ode-Aye & others	191,004,444.44	62831400 - Okitipupa	051700200100 - State Universal Basic Education Board (SUBEB) Headquarters
Construction of 2, 3 Classroom Building, ECCDE Building and 2-Bay Toilets at All Saint's Pry Schl, Owobamibo I Idanre, Baptist Pry Schl, Idanre, Baptist Pry Schl, Igbolowowa, Baptist Pry Schl, Omilaje Idanre & others	187,380,562.38	62820900 - Idanre	051700200100 - State Universal Basic Education Board (SUBEB) Headquarters
Renovation of 2,3 and 6 Classroom Building to Primary Schools at A.U.D Ibaka/Ilale Quarters Akungba, African Church/CAC United Akugba and Community, Supare Akoko and others in Akoko S/W LGA	181,234,900.62	62810300 - Akoko South East	051700200100 - State Universal Basic Education Board (SUBEB) Headquarters
Renovation of 2,3 and 6 Classroom Building at Ansar-Ud-Deen Primary School in Ajowa-Akoko, Ogbagi Akoko, Oyin and others in Akoko N/W LGA	179,874,409.94	62810200 - Akoko North West	051700200100 - State Universal Basic Education Board (SUBEB) Headquarters
Supply of 100 Nos, Teachers, and ECCDE Furniture to Primary Schools at St. Mary Anglican Demonstration Owo, St. Paul's Anglican Owo and St. Saviour's C/S Owo and others in Owo LGA	175,285,304.35	62811800 - Owo	051700200100 - State Universal Basic Education Board (SUBEB) Headquarters
Renovation of 2,3 and 6 Classroom Building at Army Primary School Annex II, Akure Ayedun Comm Pry Schl, Canaan-Land Comm Pry Schl, Ijoka and Christs Ang School Shagari Village, Akure and others	171,044,226.04	62820600 - Akure South	051700200100 - State Universal Basic Education Board (SUBEB) Headquarters
<b>Total Top 20 Projects</b>	<b>7,335,103,280.77</b>		
<b>Other projects</b>	<b>5,443,989,026.92</b>		
<b>Total Basic Education Projects</b>	<b>12,779,092,307.69</b>		

**Section 10 Glossary of Terms**

<b>Terms</b>	<b>Explanation</b>
Deficit	This is an excess of expenditure over the expected income in a fiscal year (Budget year).
Deficit Financing	This means generating funds to finance the deficit which results from excess expenditure over revenue.
FAAC	The account into which mineral revenues, Companies' Income Tax, Customs and VAT revenues are remitted to, and from which disbursements are made to the three tiers of Government by the Federation Account Allocation Committee.
Internal Revenue	This is the revenue collected within the state related to income tax (PAYE represents the highest contributor to IGR), fines, levies, fees, and other sources of revenue within the state.
Aids and Grants	These are budget support usually from the Federal Government, International Development partners, charities and alike for the execution of the approved budget
Loans	This is an amount borrowed as part of the financing option that is expected to be paid back with interest.
Other Receipts	This is generated when actual crude oil price, production, and NGN: USD exchange rates exceed the Budget benchmarks and hence extra revenue is generated.
Personnel	These are personal emoluments such as salaries, allowances, social benefits (e.g. pension and gratuity) and social contributions paid to civil servants and other government functionaries.
Overhead	This comprises mainly of operational and maintenance costs for running day-to-day activities of the Government.
Debt Service	This is the repayments of loans taken by the government to finance the budget which includes interest on un-matured debt and on other accounts, amortization of premiums and discounts on un-matured debt, the servicing costs and the cost of issuing new borrowings.
Capital Expenditure	This is also referred to as development expenditure and is made up of government spending on the acquisition or upgrade of assets (tangible and non-tangible assets) such as land, buildings, machinery, equipment.
Statutory Allocation	Statutory Allocation is a transfer from the Federal Allocation Accounts Committee (FAAC) and is based on the collection of minerals (largely Oil) and non-mineral revenues (companies' income tax, customs, and excise) at the national level, which is then shared between the three tiers of government using sharing ratios.
Derivation	This is also a transfer from the Federation Accounts. It is informed by the volume and prices of oil in the global market as well as actual output attributable to the state.
VAT	This is an ad valorem tax on most goods and services.

## Section 11      Citizens' Obligations

Efficient service delivery and good governance by government are largely dependent on roles played by the citizens. Therefore, for the state government to be able to provide the itemized projects in 2025, citizens are obliged to:

- pay their taxes;
- be obedient to the laws of the land;
- report any security breach in their vicinity to the appropriate authority;
- protect their environment;
- give feedback on implementation of projects;
- report unwholesome activities in their localities;
- participate in annual budget stakeholders meetings in their respective localities; among others

For further enquiries, please contact:

- Administrative Secretary - 08035307218
- Director Budget Development & Control - 08034873010
- Director Budget E-Budget & ICT- 07030292713
- Budget Portal: [www.ondobudget.org/budget\\_information.php](http://www.ondobudget.org/budget_information.php)
- Public participation page: [www.ondobudget.org/public\\_page.php](http://www.ondobudget.org/public_page.php)
- Budget email address: [ondobudget@yahoo.com](mailto:ondobudget@yahoo.com)
- Ministry's email address: [ondoplanningandbudget@gmail.com](mailto:ondoplanningandbudget@gmail.com)
- Ministry's website: [www.mepbondostate.org](http://www.mepbondostate.org)